



# MILLCRAFT™

*handcrafted furniture*



*American Made by the Amish*

## PRODUCT GUIDE

EIGHTH EDITION







# WELCOME TO MILLCRAFT

*Where furniture is still truly handcrafted...*

With rich tradition comes exceptional quality and inspired craftsmanship ... where dove-tail joinery, solid hardwood panels, and restless attention to detail are just a few chords that still ring true at Millcraft. Around here we live simply, and that simplicity requires hard work, sharpened senses, and a diligent eye for detail.

Thank you from ... The Craftsmen and the Troyer Family at Millcraft. We continue to work hard to accomplish

a dream of ours. That dream is to build a company with value. Value that reflects our conviction and commitment to Jesus Christ. Value that expresses itself in the work of our hands. Value that will work for you and work for generations—Yours and Ours.



ALLEN TROYER





## Millcraft Furniture Lifetime Guarantee:

*At Millcraft our attention to detail, and the integrity of workmanship allows us the confidence to extend a lifetime warranty guarantee to the original owner, surpassing what few other manufactures are willing to match.*

*Our Warranty is simple. Millcraft will repair or replace any product that fails due to defective workmanship.*

*Warranty does not apply to damage caused by misuse, alterations, normal wear, or purchased unfinished and finished in a separate finish shop.*

*Transportation is the responsibility of the purchaser.*

## The Collections

Albany .....	2	Louis Phillipe .....	84
Ashton .....	10	Lynnwood .....	94
Bordeaux .....	16	Mountain Lodge .....	102
Cade's Cove .....	24	Murphy Wall Bed .....	110
Camden .....	30	Oasis .....	120
Catalina .....	36	Old English Mission .....	126
Elizabeth Lockwood .....	42	Redmond Wellington .....	134
Eminence .....	50	Sierra Classic .....	142
Für Elise .....	58	Tuscon .....	148
Galaxy .....	64	Versailles .....	154
Greenwich .....	70	Victoria's Tradition .....	164
Hamilton .....	78	Vineyard .....	172
		Williamsport .....	180




# ORDER Entry

## To Write a PO include:

1. SKU
2. Wood Species
3. Finish Choice
4. Hardware

*Write out hardware even if it is standard for the collection*



## Millcraft Furniture Care

Dust buildup and other normally occurring materials in a home contain tiny abrasive particles much like fine sandpaper. When removed with a dry cloth, they can dull the finish and cause tiny scratches. For the longest lasting care of your heirloom furniture simply use a slightly dampened soft clean cloth. The moistened cloth picks up and holds the dust making it less likely to scratch the finish. Follow-up with a soft, clean lint free cloth to dry to the surface. A mixture of Murphy's Oil Soap and water may also be used. Avoid polishes and cleaners containing silicone, wax or ammonia.






# Millcraft Standard Features:



*Dovetailed Corners on Drawer Boxes*




*½" Thick Drawer Bottoms*



*Solid Wood Side & Bed Panels*



*Hand Sanded Finishes*



*Catalyzed Conversion Varnish Finish*




*Same Wood Species on Drawer Boxes as Case Goods*




*Beveled Glass on Mirrors*



*Each Piece Signed & Dated by Craftsman*



*Smooth Soft Close Under Mount Drawer Slides*



*Anti-tip Hardware in all Casegoods*

## Additional Options (see pricelist for pricing)



*Hidden Jewelry Tray*




*Sliding Top & Lock for Nightstand*



*(Not available on Eminence Nightstands)  
MF0ST - Cash & Jewelry Depth  
MF3ST - Extra Depth  
(May add up to 2" to height of nightstand)*




*USB/Electrical Port*



*Dual USB Only*



*Dual USB/Cordless Charging/Nightlight*



*Additional Shelves*



# STANDARD OPTIONS

NO UPCHARGE

## Wood Selections

---

- » Oak
- » Brown Maple
- » Wormy Maple
- » Rustic Cherry
- » Rustic Hickory
- » Rustic QSWO
- » Knotty Alder

## Finish Choices

---

- » All Millcraft Kiosk Stains
- » All Standard OCS Stains
- » All Standard Finish Works Stains
- » Glazing & Painting
- » Low sheen

*\*\* Dark Stains are recommended on all Brown Maple Wood*

## Hardware Choices

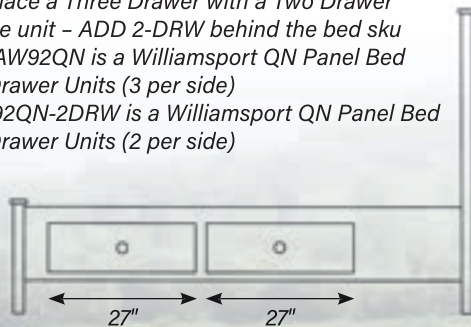
---

- » Choice of any Millcraft Hardware

## Bed Choices

---

- » Upgrade a King to a CA King for the same price. See pricelist.
- » Two Drawer Underbed Storage Option  
*These units (two drawers per side of bed) can be ordered in place of the standard Three Drawer units. Inside Drawer Dimensions are: 7" H x 25" W x 19¾" D To replace a Three Drawer with a Two Drawer storage unit - ADD 2-DRW behind the bed sku Ex. MAW92QN is a Williamsport QN Panel Bed with Drawer Units (3 per side) MAW92QN-2DRW is a Williamsport QN Panel Bed with Drawer Units (2 per side)*



# EASY CUSTOM QUOTES

ADD 10% (choose any or all)

## Size Changes

---

- » Any casegood or bed can be customized up to 10". (A Millcraft piece can be increased or decreased, by changing the height, depth or width, any size between 1"-10" for a simple +10%) \*\* If adding Drawers or Doors call for custom quote.

## Two-Toning

---

ADD 20% (choose any or all)

## Premium Wood Selections

---

- » Cherry
- » Hard Maple
- » QSWO
- » Hickory
- » Rustic Walnut (Not available on the Eminence Collection)

## Premium Finish Choices

---

- » Distressing
- » Hand rubbed oil

*\*\*Dark stains recommended on all Brown Maple Wood*

## Size Changes

---

- » Size change on any casegood or bed over 10". (A Millcraft piece can be increased or decreased, by changing the height, depth or width, any size over 10" for a simple +20%)

*\*\* If adding Drawers or Doors call for custom quote.*



# Hardware

## COLLECTIONS

**American Vintage Collection**



**Botanica Collection**



**Bungalow Collection**



**Chandler Collection**



**Georgetown Collection**



**Mercer Collection**



**Midwest Collection**



**Modern Collection**



**Noble Collection**



**Stanwood Collection**



**Tacoma Collection**



**Traverse Collection**



**Vintage Illusion Collection**



**Lindos Collection**



**Deco Knob**



**Early American Knob**



**Edison Knob**



**Gotham Pull**



**Hampton Knob**



**Lyndhurst Knob**



**Terrace Knob**





# Hardware

COLLECTIONS


**Circa Forged Collection**



**Odessa Black Collection**




**Teton Collection**



**Classic Arcadia Collection**



**Odessa Bronze Collection**



**Traditional Collection**



**Hammond Collection**



**Palmer Collection**



**Vintage Hammered Collection**



**Iron Forge Collection**



**Sedona Collection**



**Bremen Collection**



**Somerset Collection**





Shown in Rustic Cherry with OCS 113 Michael's Finish





# Albany

COLLECTION

Machines have speed, efficiency, uniformity. But there is a care to detail, a calibration of motion that comes only from the hand guided by the human eye. There is one key element in the matchless pieces you see in the Albany Collection. The beauty of solid wood, enhanced by a finish to fit your home, always with the personal touch.

Craftsmanship from past generations creates furniture for future generations. And further, there is an integrity to all our work at Millcraft, rooted in our conviction that you are worth our very best effort.

You, and your home, deserve the enduring beauty of the Albany Collection.



**Panel Bed**

Shown in Rustic Cherry with OCS-113 Michael's Finish

**Full** MBA55FL 60" W x 80" L  
Headboard 56" H . Footboard 20" H

**Queen** MBA56QN 66" W x 86" L  
Headboard 56" H . Footboard 20" H

**King** MBA57KG 82" W x 86" L  
Headboard 56" H . Footboard 20" H

Bed SKU includes: Headboard (HB) -  
Footboard (FB) - Siderails (SR)

Bed rails  
6" from floor

From floor to top  
of slats (where  
mattress sits) is 11¼"



**Mantel Panel Bed**

Shown in Rustic Cherry with OCS-119 Cappucino Finish

**Full** MBA71FL 63" W x 80" L  
Headboard 61" H . Footboard 23" H

**Queen** MBA72QN 69" W x 86" L  
Headboard 61" H . Footboard 23" H

**King** MBA73KG 85" W x 86" L  
Headboard 61" H . Footboard 23" H

Bed SKU includes: Headboard (HB) -  
Footboard (FB) - Siderails (SR)

Bed rails  
3½" from floor

From floor to top  
of slats (where  
mattress sits) is 11¼"

**Standard Features:**

- » 13½" wide solid hardwood side rails
- » Slat ends are secured to side rails to ensure stability
- » King and Queen size beds have center legs for additional mattress support

**Options:**

- » Twin – Same price as Full
- » California King – Same price as King. Sku included in Price list.



# UNDERBED STORAGE

## UNITS

### Panel Bed w/ Drawer Units Raised 6"

Shown in Rustic Cherry with OCS-113 Michael's Finish

**Full** MBA91FL 60" W x 80" L  
Headboard 56" H . Footboard 20" H

**Queen** MBA92QN 66" W x 86" L  
Headboard 56" H . Footboard 20" H

**King** MBA93KG 82" W x 86" L  
Headboard 56" H . Footboard 20" H

Bed SKU includes: Headboard (HB) -  
Footboard (FB) - Left Drawer Unit (DU) -  
Right Drawer Unit (DU) - Plywood (PLY)



Bed rails 6" from floor

From floor to top of slats (where mattress sits) is 17 1/4"



From floor to top of slats (where mattress sits) is 14 1/4"

### Mantel Panel Bed w/ Drawer Units Raised 3"

Shown in Rustic Cherry with OCS-119 Cappuccino Finish


**Full** MBA75FL 63" W x 80" L  
Headboard 61" H . Footboard 23" H

**Queen** MBA76QN 69" W x 86" L  
Headboard 61" H . Footboard 23" H

**King** MBA77KG 85" W x 86" L  
Headboard 61" H . Footboard 23" H

Bed SKU includes: Headboard (HB) -  
Footboard (FB) - Left Drawer Unit (DU) -  
Right Drawer Unit (DU) - Plywood (PLY)

### Standard Storage Features:



- » solid hardwood
- » inside dimensions of drawers: 7" H x 20 5/8" W x 19 3/4" D

- » No box springs required.
- » Three sets of drawers on each side of a King, Queen or Full bed.
- » Twin beds have drawers on one side. When ordering specify which side.

### STANDARD HARDWARE



Bremen  
DACM



Bremen  
SBZ



Bremen  
SN



**High Dresser**

Shown in Rustic Cherry with OCS-119 Cappucino Finish

*MBA66DR 10 Drawers . 62" W x 22" D x 46" H*

**Mirror**

*MBA52MR 1" Bevel Mirror . 48" W x 33" H*



**Low Dresser**


Shown in Rustic Cherry with OCS-113 Michael's Finish

*MBA62DR 8 Drawers . 62" W x 22" D x 36" H*

**Mirror**

*MBA50MR 1" Bevel Mirror . 48" W x 43" H*





Corner Detail

### STANDARD HARDWARE



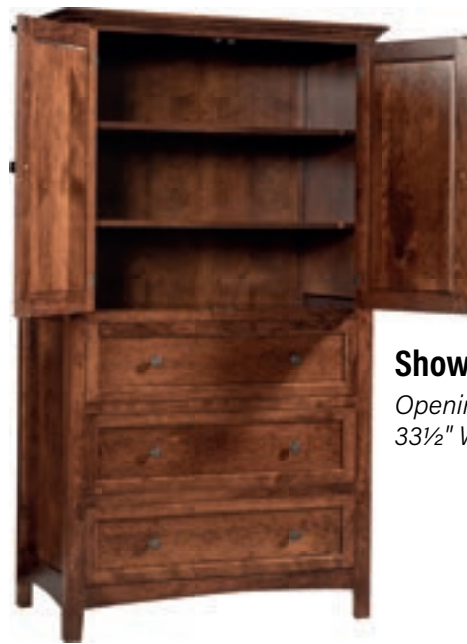
Bremen  
DACM



Bremen  
SBZ



Bremen  
SN



### Shown Open

Opening Size:  
33½" W x 19½" D x 31¼" H

### Armoire

Shown in Rustic Cherry with OCS-113 Michael's Finish

MBA41AM 3 Drawers . 2 Doors . 2 Adjustable Shelves  
40" W x 22" D x 70" H

**Anti-Tip  
Hardware**  
*included in  
Case Goods*

### Standard Features:

- » Lifetime Customer Warranty
- » Dovetailed Corners on Drawer Boxes
- » ½" Drawer Bottoms
- » Solid Wood Side Panels
- » Same Wood Species on Drawer Box as Case Good
- » Beveled Glass on Mirror
- » Each Piece Signed and Dated by Craftsmen



**Shown Open**

*Opening Size:  
33½" W x 22¾" D x 62" H*

**Wardrobe**

**Shown in Rustic Cherry with OCS-119 Cappuccino Finish**  
*MBA42WD 2 Doors . 40" W x 25" D x 70" H*



**Chest of Drawers**

**Shown in Rustic Cherry with OCS-119 Cappuccino Finish**  
*MBA40CH 6 Drawers . 40" W x 22" D x 56" H*



**Chest of Drawers**

**Shown in Rustic Cherry with OCS-113 Michael's Finish**  
*MBA36CH 5 Drawers . 40" W x 22" D x 46" H*



STANDARD HARDWARE



**Nightstand**  
 Shown in Rustic Cherry with OCS-119 Cappucino Finish  
 MBA32NS 4 Drawers . 32" W x 19" D x 29" H



**Nightstand**  
 Shown in Rustic Cherry with OCS-113 Michael's Finish  
 MBA26NS 3 Drawers . 26" W x 19" D x 29" H



**Nightstand**  
 Shown in Rustic Cherry with OCS-113 Michael's Finish  
 MBA22NS 1 Drawer . 22" W x 19" D x 29" H

**Anti-Tip  
 Hardware**  
 included in  
 Case Goods



**Standard Features:**

- » Lifetime Customer Warranty
- » Dovetailed Corners on Drawer Boxes
- » ½" Drawer Bottoms
- » Solid Wood Side Panels
- » Same Wood Species on Drawer Box as Case Good
- » Beveled Glass on Mirror
- » Each Piece Signed and Dated by Craftsmen



Shown in Rustic Cherry with Boston Finish





# Ashton

## COLLECTION

Simple isn't always easy, and a simple way of life includes hard work. Simple principles require hard choices, and a simple design demands diligent attention to detail. It compels excellence.

The simple elegance of the Ashton Collection is a thing of beauty that makes extravagance look gaudy. Simple details like the recessed panel doors and side panels allow the beauty to shine.

The straight, clean lines of Ashton echo the principles by which we work at Millcraft. We build furniture the right way, because it's the right thing to do. Functionality is as beautiful as it looks, not just for you, but for the next generation. Explore all the options available to you in the Ashton Collection. It's simple. It's personal. It's compelling.



**Slat Bed**

**Shown in Rustic Cherry with Rich Cherry Finish**

**Full** ASA61FL 57" W x 79" L  
Headboard 55" H . Footboard 16" H

**Queen** ASA62QN 63" W x 85" L  
Headboard 55" H . Footboard 16" H

**King** ASA63KG 79" w x 85" L  
Headboard 55" H . Footboard 16" H

*Bed SKU includes: Headboard (HB) -  
Footboard (FB) - Siderails (SR)*

Bed rails 9½" from floor

From floor to top of slats  
(where mattress sits) is 11¼"



**Panel Bed**

**Shown in Rustic Cherry with Boston Finish**

**Full** ASA55FL 57" W x 79" L  
Headboard 55" . Footboard 16"

**Queen** ASA56QN 63" W x 85" L  
Headboard 55" . Footboard 16"

**King** ASA57KG 79" W x 85" L  
Headboard 55" . Footboard 16"

*Bed SKU includes: Headboard (HB) -  
Footboard (FB) - Siderails (SR)*

Bed rails 9½" from floor

From floor to top of slats  
(where mattress sits) is 11¼"

**Standard Features:**

- » 6" wide solid hardwood side rails
- » Slat ends are secured to side rails to ensure stability
- » King and Queen size beds have center legs for additional mattress support

**Options:**

- » Twin – Same price as Full
- » California King – Same price as King. Sku included in Price list.



STANDARD HARDWARE



Traverse Pull

**Anti-Tip Hardware**  
included in  
Case Goods



**66" Dresser**

Shown in Rustic Cherry with Rich Cherry Finish

MFA66DR 8 Drawers . 66" W x 19" D x 36" H

**Mirror**

MFA52MR 1" Bevel Mirror . 42" W x 42" H

**56" Dresser**

Shown in Rustic Cherry with Boston Finish

MFA56DR 6 Drawers . 56" W x 19" D x 36" H

**Mirror**

MFA50MR 1" Bevel Mirror . 36" W x 42" H



**Standard Features:**

- » Lifetime Customer Warranty
- » Dovetailed Corners on Drawer Boxes
- » ½" Drawer Bottoms
- » Solid Wood Side Panels
- » Same Wood Species on Drawer Box as Case Good
- » Beveled Glass on Mirror
- » Each Piece Signed and Dated by Craftsmen

**Lingerie Chest**

Shown in Rustic Cherry with Rich Cherry Finish

MFA35LC 6 Drawers . 26" W x 19" D x 50" H



**Shown Open**

Opening Size:  
32" W x 16½" D x 32" H

**Armoire**

Shown in Rustic Cherry with Boston Finish

MFB41AM 3 Drawers . 2 Doors . 2 Adjustable Shelves  
39" W x 19" D x 72" H

**Anti-Tip  
Hardware**  
*included in  
Case Goods*

**Standard Features:**

- » Lifetime Customer Warranty
- » Dovetailed Corners on Drawer Boxes
- » ½" Drawer Bottoms
- » Solid Wood Side Panels
- » Same Wood Species on Drawer Box as Case Good
- » Beveled Glass on Mirror
- » Each Piece Signed and Dated by Craftsmen





STANDARD HARDWARE



Traverse Collection



**Chest of Drawers**

Shown in Rustic Cherry with Rich Cherry Finish

MFA40CH 6 Drawers . 40" W x 19" D x 56" H

**Nightstand**

Shown in Rustic Cherry with Rich Cherry Finish

MFA26NS 3 Drawers . 26" W x 19" D x 29" H



**Nightstand**

Shown in Rustic Cherry with Rich Cherry Finish

MFA25NS 1 Drawer . 26" W x 19" D x 29" H



Shown in Rustic Cherry with Michael's Cherry Finish





# Bordeaux

COLLECTION

Awake in luxury and comfort. Bordeaux is a place of rich earthiness, and the Bordeaux Collection echoes the robust flavors of southern France.

With sturdy construction, the Bordeaux Collection boasts a bowed design and simple, almost rustic lines that would feel right at home in a European countryside. Fall asleep in a luxurious Millcraft design tonight.



**Panel Bed w/ Low Footboard**  
 Shown in Brown Maple with Rich Cherry Finish

**Full** MCB21FL 61" W x 82" L  
 Headboard 51" H . Footboard 16" H

**Queen** MCB22QN 67" W x 88" L  
 Headboard 51" H . Footboard 16" H

**King** MCB23KG 83" W x 88" L  
 Headboard 51" H . Footboard 16" H

Bed SKU includes: Headboard (HB) -  
 Footboard (FB) - Siderails (SR)

Bed rails 9½" from floor

From floor to top of slats (where mattress sits) is 11¼"



**Panel Bed**  
 Shown in Rustic Cherry with Michael's Cherry Finish

**Full** MCB55FL 61" W x 82" L  
 Headboard 51" H . Footboard 32" H

**Queen** MCB56QN 67" W x 88" L  
 Headboard 51" H . Footboard 32" H

**King** MCB57KG 83" W x 88" L  
 Headboard 51" H . Footboard 32" H

Bed SKU includes: Headboard (HB) -  
 Footboard (FB) - Siderails (SR)

Bed rails 9½" from floor

From floor to top of slats (where mattress sits) is 11¼"

**Standard Features:**

- » 6" wide solid hardwood side rails
- » Slat ends are secured to side rails to ensure stability
- » King and Queen size beds have center legs for additional mattress support

**Options:**

- » Twin – Same price as Full
- » California King – Same price as King. Sku included in Price list.



## UNDERBED STORAGE

### UNITS

#### Panel Bed w/ Drawer Units Raised 2"

Shown in Rustic Cherry with Autumn Wheat Finish

**Full** MCB91FL 61" W x 82" L  
Headboard 51" H . Footboard 32" H

**Queen** MCB92QN 67" W x 88" L  
Headboard 51" H . Footboard 32" H

**King** MCB93KG 83" W x 88" L  
Headboard 51" H . Footboard 32" H

Bed SKU includes: Headboard (HB) -  
Footboard (FB) - Left Drawer Unit (DU) - Right  
Drawer Unit (DU) - Plywood (PLY)



Bed rails 2" from floor

From floor to top of platform (where mattress sits) is 13 1/4"



From floor to top of platform (where mattress sits) is 11 1/4"

#### Panel Bed w/ Drawer Units To The Floor

Shown in Rustic Cherry with Michael's Cherry Finish

**Full** MCB75FL 61" W x 82" L  
Headboard 51" H . Footboard 32" H

**Queen** MCB76QN 67" W x 88" L  
Headboard 51" H . Footboard 32" H

**King** MCB77KG 83" W x 88" L  
Headboard 51" H . Footboard 32" H

Bed SKU includes: Headboard (HB) -  
Footboard (FB) - Left Drawer Unit (DU) -  
Right Drawer Unit (DU) - Plywood (PLY)

#### Panel Bed w/ Drawer Units To The Floor

Shown in Rustic Cherry with Michael's Cherry Finish

**Full** MCB71FL 61" W x 82" L  
Headboard 51" H . Footboard 16" H

**Queen** MCB72QN 67" W x 88" L  
Headboard 51" H . Footboard 16" H

**King** MCB73KG 83" W x 88" L  
Headboard 51" H . Footboard 16" H

Bed SKU includes: Headboard (HB) -  
Footboard (FB) - Left Drawer Unit (DU) -  
Right Drawer Unit (DU) - Plywood (PLY)



From floor to top of platform (where mattress sits) is 11 1/4"

### Standard Storage Features:



- » solid hardwood
- » inside dimensions of drawers:  
7" H x 20 5/8" W x 19 3/4" D

- » No box springs required.
- » Three sets of drawers on each side of a King, Queen or Full bed.
- » Twin beds have drawers on one side. When ordering specify which side.

### STANDARD HARDWARE



Lyndhurst Knob



**High Dresser**

Shown in Rustic Cherry with Michael's Cherry Finish

*MCB66DR 8 Drawers . 62" W x 23" D x 48" H*

**Mirror**

*MCB52MR 1" Bevel Mirror . 48" W x 32" H*



**Low Dresser**

Shown in Brown Maple with Rich Cherry Finish

*MCB64DR 6 Drawers*

*62" W x 23" D x 38" H*

**Mirror**

*MCB50MR 1" Bevel Mirror . 48" W x 42" H*



**Chest of Drawers**

Shown in Rustic Cherry with Michael's Cherry Finish

*MCB40CH 4 Drawers . 38" W x 23" D x 50" H*



STANDARD HARDWARE



Lyndhurst Knob



**Shown Open**

*Opening Size:  
32" W x 19½" D x 32" H*

**Armoire**

**Shown in Rustic Cherry with Michael's Cherry Finish**

*MCB41AM 3 Drawers . 2 Doors . 2 Adjustable Shelves  
41" W x 23" D x 75" H*

**Anti-Tip  
Hardware**  
*included in  
Case Goods*



**Standard Features:**

- » Lifetime Customer Warranty
- » Dovetailed Corners on Drawer Boxes
- » ½" Drawer Bottoms
- » Solid Wood Side Panels
- » Same Wood Species on Drawer Box as Case Good
- » Beveled Glass on Mirror
- » Each Piece Signed and Dated by Craftsmen



STANDARD HARDWARE



Lyndhurst Knob

Lingerie Chest

Shown in Rustic Cherry with Michael's Cherry Finish

MCB35LC 5 Drawers . 28" W x 20" D x 57" H



Nightstand

Shown in Rustic Cherry with Michael's Cherry Finish

MCB25NS 1 Drawer . 26" W x 20" D x 29" H



Nightstand

Shown in Brown Maple with OCS Rich Cherry Finish

MCB26NS 3 Drawers . 26" W x 20" D x 29" H



Standard Features:

- » Lifetime Customer Warranty
- » Dovetailed Corners on Drawer Boxes
- » 1/2" Drawer Bottoms
- » Solid Wood Side Panels
- » Same Wood Species on Drawer Box as Case Good
- » Beveled Glass on Mirror
- » Each Piece Signed and Dated by Craftsmen







**Sideboard**

Shown in Rustic Cherry with Michael's Cherry Finish

MCB60SB 2 Drawers , 3 Doors

60" W x 20" D x 42" H



**Shown Open**



**Blanket Chest**

Shown in Rustic Cherry with Michael's Cherry Finish

MCB49BC Aromatic Cedar Bottom

49" W x 20" D x 22" H



← Anti-Slam Hinge

**Shown Open**



Shown in Knotty Alder with Vibrant Mahogany Finish





# Cade's Cove

COLLECTION

Like its historic namesake in the Smokies of Tennessee, the Cade's Cove Collection captures the spirit of yesteryear. Early pioneers constructed their homes from the natural resources around them—stone and timber. With a handful of basic tools they crafted their furnishings: tables, chairs and beds, sturdy and functional, yet elegant in their simplicity.

Years came and went, like years do. Today, Millcraft celebrates the workmanship of these frontier artisans. The composition of the Cade's Cove Collection resonates a timelessness, a hand-wrought expressiveness imbued with the warmth of woodgrain and capped by new-age details.

With the skills and know-how acquired by experience, the artisans at Millcraft bring it all together for you, seamlessly tying the past to the present. Primitive enough to convey a sense of handwork and originality. Innovative enough to showcase its dimension and vibrancy.



From floor to top of slats (where mattress sits) is 11¼"

Bed rails 9½" from floor

### Panel Bed

Shown in Knotty Alder with Vibrant Mahogany Finish

**Full** MCC35FL 65" W x 87" L  
Headboard 68" H . Footboard 24" H

**Queen** MCC36QN 71" W x 93" L  
Headboard 68" H . Footboard 24" H

**King** MCC37KG 87" W x 93" L  
Headboard 68" H . Footboard 24" H

Bed SKU includes: Headboard (HB) -  
Footboard (FB) - Siderails (SR)

### 66" Dresser

Shown in Knotty Alder with Vibrant Mahogany Finish

MCC66DR 8 Drawers . 66" W x 23" D x 47" H

### Mirror

MCC52MR 1" Bevel Mirror . 52" W x 36" H



Anti-Tip  
Hardware  
included in  
Case Goods



### 64" Dresser

Shown in Knotty Alder with FC-42000 Almond Finish

MCC64DR 6 Drawers . 66" W x 23" D x 37" H

### Mirror

MCC50MR 1" Bevel Mirror . 52" W x 46" H



## UNDERBED STORAGE

### UNITS

#### Panel Bed w/ Drawer Units Raised 6"

Shown in Knotty Alder with Vibrant Mahogany Finish

**Full** MCC91FL 65" W x 87" L  
Headboard 68" H . Footboard 24" H

**Queen** MCC92QN 71" W x 93" L  
Headboard 68" H . Footboard 24" H

**King** MCC93KG 87" W x 93" L  
Headboard 68" H . Footboard 24" H

Bed SKU includes: Headboard (HB) -  
Footboard (FB) - Left Drawer Unit (DU) -  
Right Drawer Unit (DU) - Plywood (PLY)



#### Panel Bed w/ Drawer Units To The Floor

Shown in Knotty Alder with Vibrant Mahogany Finish

**Full** MCC71FL 65" W x 87" L  
Headboard 68" H . Footboard 24" H

**Queen** MCC72QN 71" W x 93" L  
Headboard 68" H . Footboard 24" H

**King** MCC73KG 87" W x 93" L  
Headboard 68" H . Footboard 24" H

Bed SKU includes: Headboard (HB) -  
Footboard (FB) - Left Drawer Unit (DU) -  
Right Drawer Unit (DU) - Plywood (PLY)

### STANDARD HARDWARE



Vintage Hammered

### Standard Storage Features:



- » No box springs required.
- » Three sets of drawers on each side of a King, Queen or Full bed.
- » Twin beds have drawers on one side. When ordering specify which side.
- » solid hardwood
- » inside dimensions of drawers: 7" H x 20 5/8" W x 19 3/4" D

### Standard Features:

- » 6" wide solid hardwood side rails
- » Slat ends are secured to side rails to ensure stability
- » King and Queen size beds have center legs for additional mattress support

### Options:

- » Twin – Same price as Full
- » California King – Same price as King. Sku included in Price list.



**Anti-Tip  
Hardware**  
*included in  
Case Goods*

**Armoire**

**Shown in Knotty Alder with Vibrant Mahogany Finish**

*MCC41AM 3 Drawers . 2 Doors . 2 Adjustable Shelves  
43" W x 23" D x 74" H*



**Wardrobe**

**Shown in Knotty Alder with Vibrant Mahogany Finish**

*MCC42WD Clothes Rod . Shoe Shelf  
43" W x 26" D x 74" H*

**Standard Features:**

- » Lifetime Customer Warranty
- » Dovetailed Corners on Drawer Boxes
- » 1/2" Drawer Bottoms
- » Solid Wood Side Panels
- » Same Wood Species on Drawer Box as Case Good
- » Beveled Glass on Mirror
- » Each Piece Signed and Dated by Craftsmen







**Chest of Drawers**  
Shown in Knotty Alder with Vibrant Mahogany Finish  
*MCC40CH 5 Drawers . 40" W x 23" D x 55" H*

**24" Nightstand**  
Shown in Knotty Alder with FC-42000 Almond Finish  
*MCC24NS 2 Drawers . 24" W x 20" D x 28" H*



**34" Nightstand**  
Shown in Knotty Alder with Vibrant Mahogany Finish  
*MCC34NS 2 Drawers . 34" W x 20" D x 30" H*



Shown in Scottish Cream Paint w\Glaze . Tops: Earth Essence Stain (Low Sheen)  
Chesser show in Earth Essence Stain (Low Sheen)





# Camden

COLLECTION

Rustic charm meets traditional elegance for a timeless appeal in the Camden Collection. Crafted with meticulous attention to detail, each piece exudes the warmth and character of classic design. From the rich tones to the intricate column detailing, the Camden Collection captures the essence of rustic sophistication. Whether adorning a cozy cabin retreat or adding a touch of countryside charm to your home, this collection offers heirloom-quality furniture that stands the test of time. Embrace the enduring charm of the Camden Collection and create a space that radiates timeless beauty and inviting comfort.

**Panel Bed**

Shown in Scottish Cream Paint w\Glaze  
Tops: Earth Essence Stain (Low Sheen)

**Full** MDC55FL 62"W x 83"L  
Headboard 66"H Footboard 24"H

**Queen** MDC56QN 68"W x 89"L  
Headboard 66"H Footboard 24"H

**King** MDC57KG 84"W x 89"L  
Headboard 66"H x Footboard 24"H



From floor to top of slats (where mattress sits) is 11 1/4"

Bed rails 7 5/16" from floor



From floor to top of slats (where mattress sits) is 11 1/4"

Bed rails 7 5/16" from floor

**Leather Upholstered Bed**

Shown in Earth Essence Stain (Low Sheen)  
Leather color: L505 Fawn (Matte)

**Full** MDC51FL 58"W x 88"L  
Headboard 58"H Footboard 24"H

**Queen** MDC52QN 64"W x 94"L  
Headboard 58"H Footboard 24"H

**King** MDC53KG 80"W x 94"L  
Headboard 58"H Footboard 24"H

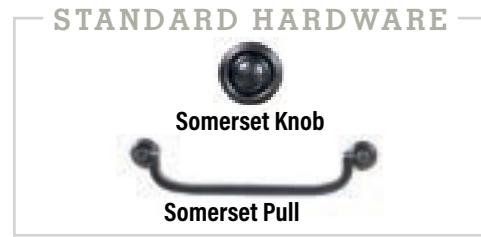
**Standard Features:**

- » 8" wide solid hardwood side rails
- » Slat ends are secured to side rails to ensure stability
- » King and Queen size beds have center legs for additional mattress support

**Options:**

- » Twin - Same price as Full
- » California King - Same price as King. Sku included in Price list.





**Master Chesser**  
 Shown in Earth Essence Stain (Low Sheen)  
 MDC43MC- 66"W x 22"D x 58"H



**1-Door Nightstand**  
 Shown in Earth Essence Stain (Low Sheen)  
 MDC26NS . 26"W x 19"D x 30"H



**Chest of Drawers**  
 Shown in Scottish Cream Paint w/Glaze  
 Tops: Earth Essence Stain (Low Sheen)  
 MDC40CH- 42"W x 22"D x 56"H



**Standard Features:**

- » Lifetime Customer Warranty
- » Dovetailed Corners on Drawer Boxes
- » ½" Drawer Bottoms
- » Solid Wood Side Panels
- » Same Wood Species on Drawer Box as Case Good
- » Beveled Glass on Mirror
- » Each Piece Signed and Dated by Craftsmen

STANDARD HARDWARE



Somerset Knob

Somerset Pull



**3-Drawer Nightstand**

Shown in Scottish Cream Paint w/Glaze  
Tops: Earth Essence Stain (Low Sheen)

MDC30NS . 30"W x 19"D x 30"H



**High Dresser**

Shown in Scottish Cream Paint w/Glaze  
Tops: Earth Essence Stain (Low Sheen)

MDC66DR 9 Drawers . 68"W x 22"D x 52"H

**Mirror**

MDC52MR . 42"W x 32"H



**56" Low Dresser**

Shown in Scottish Cream Paint w/Glaze . Tops: Earth Essence Stain (Low Sheen)

MDC64DR 7 Drawers . 68"W x 22"D x 40"H

**Mirror**

MDC50MR . 42"W x 40"H









Shown in Rustic Cherry with Asbury Finish





# Catalina

COLLECTION

There is a rhythm of strength and grace in the well-lived life. Like the towering oak tree that sways in the storm, strength is at its best when tempered by grace. The solid principles we live by, the grace we receive, and the grace we give. And so the Catalina Collection from Millcraft is a welcome sight at the end of the day. It's the rugged might of cherry wood and uncompromising construction with subtle curves and delightful details. Make it your own with a distinctive finish and hardware.

The graceful curve, the personal attention, the individual touch combine to give an everyday grace to the best furniture we can build. The Catalina Collection will become your place of respite. Of tranquility.

Strength to rely on, grace to welcome you. A Catalina, where and when you need it. Now, and for generations. Only from Millcraft.



Bed rails 9½" from floor

From floor to top of slats (where mattress sits) is 11¼"

### Panel Bed

Shown in Rustic Cherry with Asbury Finish

**Full** MBN75FL 60" W x 81" L  
Headboard 59" H . Footboard 17" H

**Queen** MBN76QN 66" W x 86" L  
Headboard 59" H . Footboard 17" H

**King** MBN77KG 82" W x 86" L  
Headboard 59" H . Footboard 17" H

Bed SKU includes: Headboard (HB) -  
Footboard (FB) - Siderails (SR)



Headboard Detail

## UNDERBED STORAGE

### UNITS

#### Panel Bed w/ Drawer Units

Shown in Rustic Cherry with S-14 Finish

**Full** MBN55FL 60" W x 81" L  
Drawer Dimensions 6" H x 21½" W x 19¾" D  
Headboard 59" H . Footboard 19" H

**Queen** MBN56QN 66" W x 86" L  
Drawer Dimensions 6" H x 24½" W x 19¾" D  
Headboard 59" H . Footboard 19" H

**King** MBN57KG 82" W x 86" L  
Drawer Dimensions 6" H x 32½" W x 19¾" D  
Headboard 59" H . Footboard 19" H

Bed SKU includes: Headboard - (HB)  
Footboard - (FB) Siderail - (SR)  
Siderail - (SR) Drawer Unit - (DU)  
Plywood - (PLY)



Bed rails 6" from floor

From floor to top of slats (where mattress sits) is 17"

### Standard Features:

- » 6" wide solid hardwood side rails
- » Slat ends are secured to side rails to ensure stability
- » King and Queen size beds have center legs for additional mattress support

### Options:

- » Twin - Same price as Full
- » California King - Same price as King. Sku included in Price list.





STANDARD HARDWARE



Chandler Pull

**High Dresser**

Shown in Rustic Cherry with S-14 Finish

*MBN66DR 8 Drawers . 62" W x 22" D x 47" H*

**Mirror**

*MBN52MR 1" Bevel Mirror . 48" W x 33" H*

**Low Dresser**

Shown in Rustic Cherry with Asbury Finish

*MBN62DR 6 Drawers*

*62" W x 22" D x 36" H*

**Mirror**

*MBN50MR 1" Bevel Mirror . 48" W x 44" H*

Anti-Tip  
Hardware  
included in  
Case Goods



**Chest of Drawers**

Shown in Rustic Cherry with Asbury Finish

*MBN40CH 5 Drawers . 40" W x 22" D x 57" H*



**Door Chest**

Shown in Rustic Cherry with Asbury Finish

MBN45CH 3 Drawers . 3 Doors . 5 Adjustable Shelves  
48" W x 22" D x 64" H



**Shown Open**

2 Doors Opening Size:  
26" W x 19" D x 28" H

1 Door Opening Size:  
16" W x 19" D x 44½" H



**Armoire**

Shown in Rustic Cherry with S-14 Finish

MBN41AM 3 Drawers . 2 Doors . 2 Adjustable Shelves  
40" W x 22" D x 72" H



**Shown Open**

Opening Size:  
35½" W x 19" D x 32" H





STANDARD HARDWARE



Chandler Pull

**Chest w/ VCR Shelf**  
 Shown in Rustic Cherry with S-14 Finish  
*MBN39CH 3 Drawers*  
 36" W x 22" D x 47" H



**Nightstand**  
 Shown in Rustic Cherry with S-14 Finish  
*MBN25NS 1 Drawer*  
 26" W x 19" D x 29" H



**Nightstand**  
 Shown in Rustic Cherry with S-14 Finish  
*MBN24NS 1 Drawer, 2 Doors*  
 26" W x 19" D x 29" H



**Nightstand**  
 Shown in Rustic Cherry with Asbury Finish  
*MBN26NS 3 Drawers*  
 26" W x 19" D x 29" H

**Anti-Tip  
 Hardware**  
*included in  
 Case Goods*



**Standard Features:**

- » Lifetime Customer Warranty
- » Dovetailed Corners on Drawer Boxes
- » ½" Drawer Bottoms
- » Solid Wood Side Panels
- » Same Wood Species on Drawer Box as Case Good
- » Beveled Glass on Mirror
- » Each Piece Signed and Dated by Craftsmen



Shown in Rustic Hickory with OCS-110 Medium Finish in Low Sheen





# Elizabeth Lockwood

COLLECTION

The beauty of hardwood never really grows old. As a solid hardwood wears, it doesn't give up its character. Hardwood imitations will often give in to flaking and chipping that degrade the appearance to a point of disgust. Not with real hardwood. Solid hardwood is exactly that. It's hardwood through and through.

With Elizabeth Lockwood, character is built in. The high dresser comes loaded with bountiful storage and graceful tallness that dresses your bedroom in its best. The door chest and dressing chest are also available in Elizabeth Lockwood styling, giving you many ways to solve your storage and styling needs. Elizabeth Lockwood is a classic of shaker styling with slightly cambered mirror and molding horizons. Rejuvenate your life in the Elizabeth Lockwood Collection every day.



From floor to top of slats (where mattress sits) is 11¼"

Bed rails 9½" from floor

### Panel Bed

Shown in Rustic Hickory with OCS-110 Medium Finish

**Full** MB495FL 57" W x 80" L  
Headboard 60" H . Footboard 35" H

**Queen** MB496QN 64" W x 87" L  
Headboard 60" H . Footboard 35" H

**King** MB497KG 80" W x 87" L  
Headboard 60" H . Footboard 35" H

Bed SKU includes: Headboard (HB) -  
Footboard (FB) - Siderails (SR)



**Canopy Available**

See Pricelist  
SKU: CANOPY

From floor to top of slats (where mattress sits) is 11¼"

Bed rails 9½" from floor

### Pencil Post Bed

Shown in Oak with Michael's Finish

**Full** MB415FL 63" W x 80" L  
Headboard 48" H . Posts 82" H  
Footboard 25" H . Posts 82" H

**Queen** MB416QN 70" W x 87" L  
Headboard 48" H . Posts 82" H  
Footboard 25" H . Posts 82" H

**King** MB417KG 85" W x 87" L  
Headboard 48" H . Posts 82" H  
Footboard 25" H . Posts 82" H

Bed SKU includes: Headboard (HB) -  
Footboard (FB) - Siderails (SR)

### Standard Features:

- » 6" wide solid hardwood side rails
- » Slat ends are secured to side rails to ensure stability
- » King and Queen size beds have center legs for additional mattress support

### Options:

- » Twin – Same price as Full
- » California King – Same price as King. Sku included in Price list.



# UNDERBED STORAGE

## UNITS

### Panel Bed w/ Drawer Units Raised 6"

Shown in Rustic Hickory with OCS-110 Medium Finish

**Full** MB481FL 57" W x 80" L  
Headboard 60" H . Footboard 35" H

**Queen** MB482QN 64" W x 87" L  
Headboard 60" H . Footboard 35" H

**King** MB483KG 80" W x 87" L  
Headboard 60" H . Footboard 35" H

Bed SKU includes: Headboard (HB) -  
Footboard (FB) - Left Drawer Unit (DU) - Right  
Drawer Unit (DU) - Plywood (PLY)



From floor to top of platform (where mattress sits) is 17 1/4"

Bed rails 6" from floor



From floor to top of platform (where mattress sits) is 11 1/4"

### Panel Bed w/ Drawers To The Floor

Shown in Rustic Hickory with OCS-110 Medium Finish

**Full** MB471FL 57" W x 80" L  
Headboard 60" H . Footboard 35" H

**Queen** MB472QN 64" W x 87" L  
Headboard 60" H . Footboard 35" H

**King** MB473KG 80" W x 87" L  
Headboard 60" H . Footboard 35" H

Bed SKU includes: Headboard (HB) -  
Footboard (FB) - Left Drawer Unit (DU) -  
Right Drawer Unit (DU) - Plywood (PLY)

### Standard Storage Features:



- » solid hardwood
- » inside dimensions of drawers: 7" H x 20 5/8" W x 19 3/4" D

- » No box springs required.
- » Three sets of drawers on each side of a King, Queen or Full bed.
- » Twin beds have drawers on one side. When ordering specify which side.

### STANDARD HARDWARE



Lindos Knob



Lindos Pull

### ADDITIONAL HARDWARE



Hampton Knob



**High Dresser  
w/ 4 Felt Lined Jewelry Drawers**  
Shown in Rustic Hickory with OCS-110 Medium Finish  
MB466DR 12 Drawers . 64" W x 20" D x 46" H

**Mirror**  
MB452MR 1" Bevel Mirror . 53" W x 27" H



Jewelry Drawers

**Low Dresser**  
Shown in Rustic Hickory with OCS-110 Medium Finish  
MB464DR 6 Drawers . 64" W x 20" D x 33" H

**Mirror**  
MB450MR 1" Bevel Mirror . 53" W x 37" H

**STANDARD HARDWARE**



Lindos Knob



Lindos Pull

**ADDITIONAL HARDWARE**



Hampton Knob







**Nightstand**

Shown in Rustic Hickory with OCS-110 Medium Finish  
 MB426NS 3 Drawers . 26" W x 20" D x 26" H



**Nightstand**

Shown in Oak with 103MX Finish  
 MB422NS 3 Drawers . 22" W x 20" D x 26" H



**Chest of Drawers**

Shown in Rustic Hickory with OCS-110 Medium Finish  
 MB436CH 6 Drawers . 36" W x 20" D x 48" H

**Anti-Tip  
 Hardware**  
*included in  
 Case Goods*



**Standard Features:**

- » Lifetime Customer Warranty
- » Dovetailed Corners on Drawer Boxes
- » ½" Drawer Bottoms
- » Solid Wood Side Panels
- » Same Wood Species on Drawer Box as Case Good
- » Beveled Glass on Mirror
- » Each Piece Signed and Dated by Craftsmen



**Shown Open**

*Opening Size:  
32" W x 17" D x 39" H*

**Armoire**

**Shown in Oak with Michael's Finish**

*MB440AM 2 Drawers . 2 Doors . 3 Adjustable Shelves  
40" W x 20" D x 65" H*

**Storage Tower**

**Shown in Oak with Michael's Finish**

*MB435ST 4 Drawers . 2 Doors . 1 Adjustable Shelf  
28" W x 20" D x 60" H*



**Shown Open**

*Opening Size:  
20" W x 17" D x 20" H*







STANDARD HARDWARE



Lindos Knob



Lindos Pull

ADDITIONAL HARDWARE



Hampton Knob

**Small Chest**

Shown in Oak with Michael's Finish

MB434SC 4 Drawers . 36" W x 20" D x 31" H

**Shown Open**

Opening Size:  
20" W x 17" D x 44" H



**Door Chest**


Shown in Oak with Michael's Finish

MB462DC 6 Drawers . 1 Door . 3 Adjustable Shelves  
62" W x 20" D x 52" H

**Anti-Tip  
Hardware**  
*included in  
Case Goods*

**Standard Features:**

- » Lifetime Customer Warranty
- » Dovetailed Corners on Drawer Boxes
- » ½" Drawer Bottoms
- » Solid Wood Side Panels
- » Same Wood Species on Drawer Box as Case Good
- » Beveled Glass on Mirror
- » Each Piece Signed and Dated by Craftsmen





Shown in Brown Maple with Antique Barrell Stain (Low Sheen)





# Eminence

COLLECTION

Fall asleep in luxury worthy of royalty. You work hard — you deserve to sleep like a king and queen.

The Eminence Collection encompasses the lavish detail of a royal boudoir with beautiful carved details and bold, stoic aesthetics.

Experience sleep as regal as you deserve with Millcraft.



Leg Detail



From floor to top of slats  
(where mattress sits) is 11 1/4"

Bed rails 9 1/2" from floor

**Sleigh Bed w/ Tall Footboard**

Shown in Brown Maple with Golden Brown Finish

**Full** MCE55FL 59" W x 88" L  
Headboard 58" H . Footboard 32" H

**Queen** MCE56QN 65" W x 94" L  
Headboard 58" H . Footboard 32" H

**King** MCE57KG 81" w x 94" L  
Headboard 58" H . Footboard 32" H

Bed SKU includes: Headboard (HB) -  
Footboard (FB) - Siderails (SR)



From floor to top of slats  
(where mattress sits) is 11 1/4"

Bed rails 9 1/2" from floor

**Sleigh Bed w/ Low Footboard**

Shown in Brown Maple with Antique Slate and Black Glaze

**Full** MCE41FL 59" W x 88" L  
Headboard 58" . Footboard 25"

**Queen** MCE42QN 65" W x 94" L  
Headboard 58" . Footboard 25"

**King** MCE43KG 81" W x 94" L  
Headboard 58" . Footboard 25"

Bed SKU includes: Headboard (HB) -  
Footboard (FB) - Siderails (SR)



Headboard Detail



Leg Detail

**Standard Features:**

- » 6" wide solid hardwood side rails
- » Slat ends are secured to side rails to ensure stability
- » King and Queen size beds have center legs for additional mattress support

**Options:**

- » Twin - Same price as Full
- » California King - Same price as King. Sku included in Price list.



### Eminence Panel Bed with Tall Footboard

Shown in Brown Maple with Antique Barrell Stain (Low Sheen)

**Full** MCE45FL – Bed 62"W x 82"L  
Headboard 58"H Footboard 32"H

**Queen** MCE46QN – Bed 68"W x 88"L  
Headboard 58"H Footboard 32"H

**King** MCE47KG – Bed 84"W x 88"L  
Headboard 58"H Footboard 32"H

Bed SKU includes: Headboard (HB) -  
Footboard (FB) - Siderails (SR)



Leg Detail

From floor to top  
of slats (where  
mattress sits) is 11¼"

Bed rails 9½" from floor



Headboard Detail

### Eminence Panel Bed with Short Footboard

Shown in Brown Maple with Antique Barrell Stain (Low Sheen)

**Full** MCE31FL – Bed 62"W x 82"L  
Headboard 58"H Footboard 23"H

**Queen** MCE32QN – Bed 68"W x 88"L  
Headboard 58"H Footboard 23"H

**King** MCE33KG – Bed 84"W x 88"L  
Headboard 58"H Footboard 23"H

Bed SKU includes: Headboard (HB) -  
Footboard (FB) - Siderails (SR)



From floor to top  
of slats (where  
mattress sits) is 11¼"

Bed rails 9½" from floor

#### Standard Features:

- » 6" wide solid hardwood side rails
- » Slat ends are secured to side rails to ensure stability
- » King and Queen size beds have center legs for additional mattress support

#### Options:

- » Twin – Same price as Full
- » California King – Same price as King. Sku included in Price list.

STANDARD HARDWARE




Edison Knob

High Dresser

Shown in Brown Maple with Golden Brown Finish  
MCE66DR 8 Drawers . 66" W x 23" D x 48" H

Mirror

MCE52MR 1" Bevel Mirror . 50" W x 36" H



Corner Detail

Low Dresser

Shown in Brown Maple with Golden Brown Finish  
MCE64DR 6 Drawers . 66" W x 23" D x 38" H

Mirror

MCE50MR 1" Bevel Mirror . 50" W x 48" H

Anti-Tip  
Hardware  
included in  
Case Goods

Standard Features:

- » Lifetime Customer Warranty
- » Dovetailed Corners on Drawer Boxes
- » 1/2" Drawer Bottoms
- » Solid Wood Side Panels
- » Same Wood Species on Drawer Box as Case Good
- » Beveled Glass on Mirror
- » Each Piece Signed and Dated by Craftsmen







**Adjustable Shelf/Shelves Available**  
 SKU: ADJ SHELF  
 See Price List for pricing

**Wardrobe w/ Rod & Shoe Shelf**  
 Shown in Brown Maple with Antique Slate and Black Glaze  
 MCE42WD . 42" W x 26" D x 76" H



**Shown Open**  
 Opening Size:  
 32" W x 26" D x 60" H



Corner Detail

**Anti-Tip Hardware included in Case Goods**

**Standard Features:**

- » Lifetime Customer Warranty
- » Dovetailed Corners on Drawer Boxes
- » ½" Drawer Bottoms
- » Solid Wood Side Panels
- » Same Wood Species on Drawer Box as Case Good
- » Beveled Glass on Mirror
- » Each Piece Signed and Dated by Craftsmen



STANDARD HARDWARE



Edison Knob



**Chest of Drawers**

Shown in Brown Maple with Golden Brown Finish

*MCE40CH 5 Drawers . 40" W x 23" D x 58" H*

**Nightstand**

Shown in Brown Maple with Golden Brown Finish

*MCE26NS 3 Drawers . 26" W x 20" D x 30" H*



**Nightstand**

Shown in Brown Maple with Antique Slate and Black Glaze

*MCE24NS 1 Drawer . 26" W x 20" D x 30" H*









Shown in Cherry with Brandywine Finish and Glaze





# Für Elise

COLLECTION

Step inside the Für Elise Bedroom. Welcome to the warmth and bliss of a good night's rest. Built to be there for you, every day, every time you need it. Just like a good friend.

In a world where cold, hard convenience and rushing technologies seem to dominate your lifestyle, there's comfort in paying attention to the finer parts of living. Hand-fitted, sanded, and finished by skilled and diligent craftsmen, solid hardwood is a resource prized by everyone who experiences its reverberant beauty.

The Für Elise Bedroom is one-of-a-kind. Solid hardwood insets laced with intricately trilled moldings with pillars and epistals of like workmanship, crowned with entablatures a full  $\frac{3}{4}$ " thick. Deep-seated drawers are standard with concealed, fully extending ball-bearing slides. We have photographed the Für Elise in cherry with Brandywine glaze and Washington stain, but we'll make Für Elise your flavor with over twenty standard stain colors and a handful of glazes, paints and distresses we have available. Choose from Edison, Vintage Illusion, or Modern Hardware to complement your finish choice.

Für Elise... the bedroom you'll want to come home to.

### Panel Bed

Shown in Cherry with Brandywine Finish and Glaze

**Full** MD655FL 65" W x 82" L  
Headboard 60" H . Footboard 30" H

**Queen** MD656QN 72" W x 89" L  
Headboard 60" H . Footboard 30" H


**King** MD657KG 88" w x 89" L  
Headboard 60" H . Footboard 30" H

Bed SKU includes: Headboard (HB) - Footboard (FB) - Siderails (SR)



From floor to top of slats (where mattress sits) is 11¼"

Bed rails 9½" from floor



Leg Detail



Headboard Detail



From floor to top of slats (where mattress sits) is 11¼"

Bed rails 9½" from floor

### Rolling Pin Bed

Shown in Cherry with Washington Finish

**Full** MD651FL 59" W x 82" L  
Headboard 59" . Posts 68"  
Footboard 37" . Posts 44"

**Queen** MD652QN 65" W x 88" L  
Headboard 59" . Posts 68"  
Footboard 37" . Posts 44"

**King** MD653KG 81" W x 88" L  
Headboard 59" . Posts 68"  
Footboard 37" . Posts 44"

Bed SKU includes: Headboard (HB) - Footboard (FB) - Siderails (SR)

### Standard Features:

- » 6" wide solid hardwood side rails
- » Slat ends are secured to side rails to ensure stability
- » King and Queen size beds have center legs for additional mattress support

### Options:

- » Twin – Same price as Full
- » California King – Same price as King. Sku included in Price list.



STANDARD HARDWARE



Edison Knob



**High Dresser**

Shown in Cherry with Brandywine Finish and Glaze

MD666DR 8 Drawers . 66" W x 22" D x 47" H

**Mirror**

MD652MR 1" Bevel Mirror . 53" W x 34" H



Mirror Detail



**Low Dresser**

Shown in Cherry with Washington Finish

MD664DR 6 Drawers

66" W x 22" D x 37" H

**Mirror**

MD650MR 1" Bevel Mirror . 53" W x 44" H



Shown Open



**Standard Features:**

- » Lifetime Customer Warranty
- » Dovetailed Corners on Drawer Boxes
- » ½" Drawer Bottoms
- » Solid Wood Side Panels
- » Same Wood Species on Drawer Box as Case Good
- » Beveled Glass on Mirror
- » Each Piece Signed and Dated by Craftsmen



STANDARD HARDWARE



Edison Knob



Chest of Drawers

Shown in Cherry with Washington Finish

MD640CH 6 Drawers . 40" W x 22" D x 54" H



Armoire

Shown in Cherry with Brandywine Finish and Glaze

MD641AM 3 Drawers . 2 Doors . 2 Adjustable Shelves  
41" W x 22" D x 70" H



Shown Open

Opening Size:

32" W x 18¾" D x 32" H



Anti-Tip  
Hardware  
included in  
Case Goods

Standard Features:

- » Lifetime Customer Warranty
- » Dovetailed Corners on Drawer Boxes
- » ½" Drawer Bottoms
- » Solid Wood Side Panels
- » Same Wood Species on Drawer Box as Case Good
- » Beveled Glass on Mirror
- » Each Piece Signed and Dated by Craftsmen







**Dressing Chest**  
Shown in Cherry with Brandywine Finish and Glaze  
MD643DC 5 Drawers . 52" W x 22" D x 44" H



**Lingerie Chest**  
Shown in Cherry with Brandywine Finish and Glaze  
MD635LC 6 Drawers . 28" W x 22" D x 60" H



**Sideboard**  
Shown in Brown Maple with Mission Maple Finish  
MD660SB 2 Drawers . 3 Doors  
60" W x 19" D x 42" H



**Nightstand**  
Shown in Cherry with Brandywine Finish and Glaze  
MD624NS 3 Drawers . 24" W x 19" D x 29" H



**Large Nightstand**  
Shown in Cherry with Washington Finish  
MD628NS 3 Drawers . 28" W x 19" D x 32" H



Shown in Brown Maple with S-14 Finish





# Galaxy

COLLECTION

Far and wide stretches the galaxy.

The Galaxy Collection encompasses the feeling of stargazing — from the comfort of your home.

With slatted headboards, undisturbed light finishes, and streamlined hardware, nothing will disrupt you as you discover the wonders of the galaxy.

We invite you to explore the wonders of the universe with the Galaxy Collection from Millcraft.



**Panel Bed**

Shown in Brown Maple with S-14 Finish

**Full** MAG65FL 60" W x 80" L  
Headboard 52" H . Footboard 17" H

**Queen** MAG66QN 66" W x 86" L  
Headboard 52" H . Footboard 17" H

**King** MAG67KG 82" W x 86" L  
Headboard 52" H . Footboard 17" H

Bed SKU includes: Headboard (HB) -  
Footboard (FB) - Siderails (SR)

Bed rails 9 1/2" from floor

From floor to top  
of slats (where  
mattress sits) is 11 1/4"



**Slat Bed**

Shown in Brown Maple with S-14 Finish

**Full** MAG11FL 67" W x 82" L  
Headboard 48" H . Footboard 17" H

**Queen** MAG12QN 73" W x 88" L  
Headboard 48" H . Footboard 17" H

**King** MAG13KG 89" W x 88" L  
Headboard 48" H . Footboard 17" H

Bed SKU includes: Headboard (HB) -  
Footboard (FB) - Siderails (SR)

Bed rails 9 1/2" from floor

From floor to top  
of slats (where  
mattress sits) is 11 1/4"

**Standard Features:**

- » 6" wide solid hardwood side rails
- » Slat ends are secured to side rails to ensure stability
- » King and Queen size beds have center legs for additional mattress support

**Options:**

- » Twin - Same price as Full
- » California King - Same price as King. Sku included in Price list.



# UNDERBED STORAGE

## UNITS

### Slat Bed w/ Drawer Units To The Floor

Shown in Brown Maple with S-14 Finish

**Full** MAG55FL 67" W x 82" L

Headboard 48" H . Footboard 17" H

**Queen** MAG56QN 73" W x 88" L

Headboard 48" H . Footboard 17" H

**King** MAG57KG 89" W x 88" L


Headboard 48" H . Footboard 17" H

Bed SKU includes: Headboard (HB) -  
Footboard (FB) - Left Drawer Unit (DU) - Right  
Drawer Unit (DU) - Plywood (PLY)



From floor to  
top of platform  
(where mattress  
sits) is 11¼"

### Standard Storage Features:



- » solid hardwood
- » inside dimensions of drawers:  
7" H x 20<sup>5</sup>/<sub>8</sub>" W x 19<sup>3</sup>/<sub>4</sub>" D

- » No box springs required.
- » Three sets of drawers on each side of a King, Queen or Full bed.
- » Twin beds have drawers on one side. When ordering specify which side.



### STANDARD HARDWARE



Noble Pull



Windham Knob

### Chest of Drawers

Shown in Brown Maple with S-14 Finish

MAG37CH 5 Drawers . 37" W x 21" D x 54" H

**Anti-Tip  
Hardware**  
included in  
Case Goods

### Standard Features:

- » Lifetime Customer Warranty
- » Dovetailed Corners on Drawer Boxes
- » ½" Drawer Bottoms
- » Solid Wood Side Panels
- » Same Wood Species on Drawer Box as Case Good
- » Beveled Glass on Mirror
- » Each Piece Signed and Dated by Craftsmen

**STANDARD HARDWARE**



**Noble Pull**



**Windham Knob**

**High Dresser**

Shown in Brown Maple with S-14 Finish

MAG66DR 8 Drawers . 60" W x 21" D x 44" H

**Mirror**

MAG52MR 1" Bevel Mirror . 42" W x 36" H



**Low Dresser**

Shown in Brown Maple with S-14 Finish

MAG60DR 6 Drawers . 60" W x 21" D x 33" H

**Mirror**

MAG50MR 1" Bevel Mirror . 36" W x 42" H

Option: Hang on wall or mount on dresser.




**Standard Features:**

- » Lifetime Customer Warranty
- » Dovetailed Corners on Drawer Boxes
- » ½" Drawer Bottoms
- » Solid Wood Side Panels
- » Same Wood Species on Drawer Box as Case Good
- » Beveled Glass on Mirror
- » Each Piece Signed and Dated by Craftsmen







**Adjustable Shelf/Shelves Available**  
*SKU: ADJ SHELF*  
*See Price List for pricing*

**Shown Open**  
*Opening Size: 32" W x 64" H*

**Wardrobe w/ Rod & Shoe Shelf**  
Shown in Brown Maple with S-14 Finish  
*MAG42WD 2 Doors . 39" W x 24" D x 70" H*



**Nightstand**  
Shown in Brown Maple with S-14 Finish  
*MAG22NS 1 Drawer . 24" W x 18" D x 26" H*



**Nightstand**  
Shown in Brown Maple with S-14 Finish  
*MAG23NS 3 Drawers . 24" W x 18" D x 26" H*



Shown in Brown Maple with Millcraft Espresso Finish





# Greenwich

COLLECTION

Enjoy the time of life with the Greenwich Collection. Greenwich, England, known for its astronomical observations, became home to the prime meridian and remains the standard of time today.

The Greenwich Collection is our way of setting the standard for today's contemporary bedroom. Thrilling straightness, justly fitted flush mounted drawers, and concealed fully extending under-mount slides will provide decades of satisfying service. The Greenwich Suite comes fully loaded with many hard-working features. Plus, you can add smooth-motion, soft-close slides and aromatic cedar drawer bottoms at your discretion.

A modern bedroom suite that knows no time. Greenwich.



**Panel Bed**

Shown in Brown Maple with Millcraft Espresso Finish

**Full** GR975FL 57" W x 79" L  
Headboard 54" H . Footboard 17" H

**Queen** GR976QN 63" W x 85" L  
Headboard 54" H . Footboard 17" H

**King** GR977KG 79" W x 85" L  
Headboard 54" H . Footboard 17" H

Bed SKU includes: Headboard (HB) -  
Footboard (FB) - Siderails (SR)



**Sleigh Bed**

Shown in Rustic Cherry with Michael's Cherry Finish

**Full** GR911FL 57" W x 84" L  
Headboard 52" H . Footboard 12" H

**Queen** GR912QN 63" W x 90" L  
Headboard 52" H . Footboard 12" H

**King** GR913KG 79" W x 90" L  
Headboard 52" H . Footboard 12" H

Bed SKU includes: Headboard (HB) -  
Footboard (FB) - Siderails (SR)

**Standard Features:**

- » 6" wide solid hardwood side rails
- » Slat ends are secured to side rails to ensure stability
- » King and Queen size beds have center legs for additional mattress support

**Options:**

- » Twin - Same price as Full
- » California King - Same price as King. Sku included in Price list.



STANDARD HARDWARE



Deco Knob

**High Dresser**

Shown in Brown Maple with Millcraft Espresso Finish

MF966DR 8 Drawers . 66" W x 22" D x 47" H

**Mirror**

MF952MR 1" Bevel Mirror . 52" W x 34" H



**Low Dresser**

Shown in Brown Maple with Millcraft Espresso Finish

MF964DR 6 Drawers . 66" W x 22" D x 37" H

**Mirror**

MF950MR 1" Bevel Mirror . 52" W x 44" H

**Anti-Tip  
Hardware**  
*included in  
Case Goods*

**Standard Features:**

- » Lifetime Customer Warranty
- » Dovetailed Corners on Drawer Boxes
- » ½" Drawer Bottoms
- » Solid Wood Side Panels
- » Same Wood Species on Drawer Box as Case Good
- » Beveled Glass on Mirror
- » Each Piece Signed and Dated by Craftsmen





**Dressing Chest**

Shown in Brown Maple with Millcraft Espresso Finish

MF943DC 5 Drawers . 52" W x 22" D x 46" H

**Mirror**

MF945MR 1" Bevel Mirror . 32" W x 34" H



**Sideboard**

Shown in Brown Maple with Millcraft Espresso Finish

MF960SB 2 Drawers . 3 Doors

60" W x 19" D x 42" H



**Shown Open**

Each Door Opening Size:


15<sup>3</sup>/<sub>4</sub>" W x 16<sup>3</sup>/<sub>4</sub>" D x 27<sup>1</sup>/<sub>4</sub>" H



STANDARD HARDWARE



Deco Knob



**Shown Open**

*Opening Size:  
31" W x 19" D x 32" H*

**Armoire**

**Shown in Brown Maple with Millcraft Espresso Finish**

*MF941AM 3 Drawers . 2 Doors . 2 Adjustable Shelves  
40" W x 22" D x 71" H*

**Anti-Tip  
Hardware**  
*included in  
Case Goods*

**Standard Features:**

- » Lifetime Customer Warranty
- » Dovetailed Corners on Drawer Boxes
- » ½" Drawer Bottoms
- » Solid Wood Side Panels
- » Same Wood Species on Drawer Box as Case Good
- » Beveled Glass on Mirror
- » Each Piece Signed and Dated by Craftsmen



STANDARD HARDWARE



Deco Knob



**Storage Tower**

Shown in Brown Maple with Millcraft Espresso Finish

MF935ST 4 Drawers . 2 Doors . 1 Adjustable Shelf

28" W x 22" D x 60" H



**Shown Open**

Opening Size:

19" W x 16" D x 18" H

**Anti-Tip  
Hardware**  
*included in  
Case Goods*

**Standard Features:**

- » Lifetime Customer Warranty
- » Dovetailed Corners on Drawer Boxes
- » 1/2" Drawer Bottoms
- » Solid Wood Side Panels
- » Same Wood Species on Drawer Box as Case Good
- » Beveled Glass on Mirror
- » Each Piece Signed and Dated by Craftsmen







**Chest of Drawers**

Shown in Brown Maple with Millcraft Espresso Finish

*MF940CH 7 Drawers . 42" W x 22" D x 61" H*



**Nightstand**

Shown in Brown Maple with Millcraft Espresso Finish

*MF924NS 3 Drawers . 24" W x 19" D x 28" H*



**Large Nightstand**

Shown in Brown Maple with Millcraft Espresso Finish

*MF928NS 3 Drawers . 28" W x 19" D x 30" H*



Shown in Oak with Smoke Stain





# Hamilton

COLLECTION

Historic, stately, respectable — the elements of bold leadership emerge in the lines of the Hamilton Collection.

Traditional design elements blend seamlessly with the astute finish of the collection, which showcases statement-making post beds and smooth, clean lines.

Make your own history with this timeless collection from Millcraft.



**Panel Bed**

Shown in Brown Maple with Michael's Finish  
Shown with Low Profile Mattress and Foundation

**Full** MAH55FL 57" W x 80" L  
Headboard 51" H . Footboard 16" H

**Queen** MAH56QN 63" W x 86" L  
Headboard 51" H . Footboard 16" H

**King** MAH57KG 79" W x 87" L  
Headboard 51" H . Footboard 16" H

Bed SKU includes: Headboard (HB) -  
Footboard (FB) - Siderails (SR)

From floor to top  
of slats (where  
mattress sits) is 11 1/4"

Bed rails 9 1/2" from floor



**Post Bed**

Shown in Oak with Smoke Finish

**Full** MAH11FL 58" W x 82" L  
Headboard 46" H . Footboard 26" H

**Queen** MAH12QN 64" W x 88" L  
Headboard 46" H . Footboard 26" H

**King** MAH13KG 80" W x 88" L  
Headboard 46" H . Footboard 26" H

Bed SKU includes: Headboard (HB) -  
Footboard (FB) - Siderails (SR)

From floor to top  
of slats (where  
mattress sits) is 11 1/4"

Bed rails 9 1/2" from floor

**Standard Features:**

- » 6" wide solid hardwood side rails
- » Slat ends are secured to side rails to ensure stability
- » King and Queen size beds have center legs for additional mattress support

**Options:**

- » Twin – Same price as Full
- » California King – Same price as King. Sku included in Price list.



**STANDARD HARDWARE**



Iron Forged Pull

Iron Forged Knob

**Pencil Post Bed**

Shown in Oak with Smoke Finish

**Full** MAH61FL 57" W x 81" L  
Headboard 49" H . Footboard 20" H  
Post 84"

**Queen** MAH62QN 63" W x 87" L  
Headboard 49" H . Footboard 20" H  
Post 84"

**King** MAH63KG 79" W x 87" L  
Headboard 49" H . Footboard 20" H  
Post 84"

Bed SKU includes: Headboard (HB) -  
Footboard (FB) - Siderails (SR)



From floor to top  
of slats (where  
mattress sits) is 11 1/4"

Bed rails 9 1/2" from floor



**Add  
Canopy**

SKU:  
CANOPY



**Chest of Drawers**

Shown in Oak with Smoke Finish

MAH36CH 5 Drawers . 36" W x 19" D x 48" H

**Anti-Tip  
Hardware**  
included in  
Case Goods

**Standard Features:**

- » Lifetime Customer Warranty
- » Dovetailed Corners on Drawer Boxes
- » 1/2" Drawer Bottoms
- » Solid Wood Side Panels
- » Same Wood Species on Drawer Box as Case Good
- » Beveled Glass on Mirror
- » Each Piece Signed and Dated by Craftsmen

STANDARD HARDWARE



Iron Forged Pull

Iron Forged Knob

High Dresser

Shown in Oak with Smoke Finish

MAH66DR 8 Drawers . 56" W x 19" D x 43" H

Mirror

MAH52MR 1" Bevel Mirror . 42" W x 36" H



Low Dresser

Shown in Oak with Smoke Finish

MAH56DR 6 Drawers . 56" W x 19" D x 33" H

Mirror

MAH50MR 1" Bevel Mirror . 36" W x 42" H



Standard Features:

- » Lifetime Customer Warranty
- » Dovetailed Corners on Drawer Boxes
- » 1/2" Drawer Bottoms
- » Solid Wood Side Panels
- » Same Wood Species on Drawer Box as Case Good
- » Beveled Glass on Mirror
- » Each Piece Signed and Dated by Craftsmen







**Adjustable Shelf/Shelves Available**  
*SKU: ADJ SHELF*  
**See Price List** for pricing

**Shown Open**

*Opening Size:  
32" W x 23" D x 62" H*

**Wardrobe w/ Rod & Shoe Shelf**

**Shown in Oak with Smoke Finish**

*MAH42WD 2 Doors . 38" W x 25" D x 70" H*



**Nightstand**

**Shown in Oak with Smoke Finish**

*MAH23NS 1 Drawer . 24" W x 19" D x 28" H*



**Nightstand**

**Shown in Oak with Smoke Finish**

*MAH24NS 3 Drawers . 24" W x 19" D x 28" H*



Shown in Cherry with Laura's Cherry Finish





# Louis Phillipe

COLLECTION

We welcome you to Louis Phillipe. Founded out of respect for grand elegance, our Louis Phillipe Suite abounds with strength and beauty from the inside out. Wide 5" solid hardwood moldings gently gird the crests and foundations of this well-built bedroom.

The frameworks of these twelve special pieces are hand-assembled with endurance, giving each one an heirloom quality that is expected from the community they're built into: a community where houses are still built with brick and timbers, barns are constructed of massive beams with mortise and tendon joints secured by hardwood pegs, roofs are still slated, and furniture making is still a craft and a way of life.

It is these enduring ways that bring the creation of the Louis Phillipe bedroom to life for you. Enjoy up to 12 unique configurations of red oak, quartersawn white oak, cherry, or maple in your favorite finish. Offered with stain, glaze, paint, or distressed finishes.

### Euro Bed

Shown in Cherry with Laura's Cherry Finish

**Full** MD825FL 62" W x 82" L  
Headboard 49" H . Footboard 20" H

**Queen** MD826QN 69" W x 89" L  
Headboard 49" H . Footboard 20" H


**King** MD827KG 84" W x 89" L  
Headboard 49" H . Footboard 20" H

Bed SKU includes: Headboard (HB) -  
Footboard (FB) - Siderails (SR)



From floor to top of platform (where mattress sits) is 5"

Bed rails 2 1/2" from floor



Panel Bed Trim Detail



Bed rails 9 1/2" from floor

From floor to top of platform (where mattress sits) is 11 1/4"

### Panel Bed

Shown in Cherry with Laura's Cherry Finish

**Full** MD835FL 64" W x 83" L  
Headboard 56" H . Footboard 30" H

**Queen** MD836QN 71" W x 90" L  
Headboard 56" H . Footboard 30" H

**King** MD837KG 87" W x 90" L  
Headboard 56" H . Footboard 30" H

Bed SKU includes: Headboard (HB) -  
Footboard (FB) - Siderails (SR)

### Standard Features:

- » 6" wide solid hardwood side rails
- » Slat ends are secured to side rails to ensure stability
- » King and Queen size beds have center legs for additional mattress support

### Options:

- » Twin - Same price as Full
- » California King - Same price as King. Sku included in Price list.



## UNDERBED STORAGE

### UNITS

#### Panel Bed w/ Drawer Units To The Floor

Shown in Cherry with Laura's Cherry Finish

**Full** MD851FL 64" W x 83" L  
Headboard 56" H . Footboard 30" H

**Queen** MD852QN 71" W x 90" L  
Headboard 56" H . Footboard 30" H

**King** MD853KG 87" W x 90" L  
Headboard 56" H . Footboard 30" H

Bed SKU includes: Headboard (HB) -  
Footboard (FB) - Left Drawer Unit (DU) -  
Right Drawer Unit (DU) - Plywood (PLY)



From floor to top of platform (where mattress sits) is 11¼"



From floor to top of platform (where mattress sits) is 13¼"

Bed rails 2" from floor

#### Panel Bed w/ Drawer Units Raised 2"

Shown in Cherry with Laura's Cherry Finish

**Full** MD891FL 64" W x 83" L  
Headboard 56" H . Footboard 30" H

**Queen** MD892QN 71" W x 90" L  
Headboard 56" H . Footboard 30" H

**King** MD893KG 87" W x 90" L  
Headboard 56" H . Footboard 30" H

Bed SKU includes: Headboard (HB) -  
Footboard (FB) - Left Drawer Unit (DU) -  
Right Drawer Unit (DU) - Plywood (PLY)

#### Standard Storage Features:



- » solid hardwood
- » inside dimensions of drawers: 7" H x 20<sup>5</sup>/<sub>8</sub>" W x 19<sup>3</sup>/<sub>4</sub>" D

- » No box springs required.
- » Three sets of drawers on each side of a King, Queen or Full bed.
- » Twin beds have drawers on one side. When ordering specify which side.

#### STANDARD HARDWARE



Gotham Pull

**High Dresser**  
**w/ 2 Felt Lined Hidden Drawers**

Shown in Cherry with Laura's Cherry Finish

MD866DR 10 Drawers . 66" W x 23" D x 48" H

**Mirror**

MD852MR 1" Bevel Mirror . 52" W x 32" H



Hidden Jewelry Drawers

Trim detail is 4 $\frac{1}{16}$ "



Trim detail is 4 $\frac{1}{16}$ "



**Low Dresser**  
**w/ 2 Felt Lined Hidden Drawers**

Shown in Cherry with Laura's Cherry Finish

MD864DR 8 Drawers . 66" W x 23" D x 39" H

**Mirror**

MD836MR 1" Bevel Mirror . 36" W x 41" H

**Mirror**

MD850MR 1" Bevel Mirror . 52" W x 41" H





STANDARD HARDWARE



Gotham Pull

Trim detail is 4 1/16"



**Shown Open**

Opening Size:  
32" W x 19 1/2" D x 32" H

**Armoire**

Shown in Cherry with Laura's Cherry Finish

MD841AM 3 Drawers . 2 Doors . 2 Adjustable Shelves  
41" W x 23" D x 72" H

**Anti-Tip  
Hardware**  
*included in  
Case Goods*

**Standard Features:**

- » Lifetime Customer Warranty
- » Dovetailed Corners on Drawer Boxes
- » 1/2" Drawer Bottoms
- » Solid Wood Side Panels
- » Same Wood Species on Drawer Box as Case Good
- » Beveled Glass on Mirror
- » Each Piece Signed and Dated by Craftsmen

Trim detail is 4<sup>1</sup>/<sub>16</sub>"



STANDARD HARDWARE



Gotham Pull

**Chest of Drawers  
w/ 1 Felt Lined Hidden Drawer**  
Shown in Cherry with Laura's Cherry Finish

MD840CH 6 Drawers  
40" W x 23" D x 54" H

**Storage Tower  
w/ 1 Felt Lined Hidden Drawer**  
Shown in Cherry with Laura's Cherry Finish

MD835ST 5 Drawers . 2 Doors  
28" W x 23" D x 59" H

Trim detail is 4<sup>1</sup>/<sub>16</sub>"



**Shown Open**

Opening Size:  
19" W x 19<sup>1</sup>/<sub>2</sub>" D x 14" H





Trim detail is 4<sup>1</sup>/<sub>16</sub>"



**Shown Open**

*Top Opening Size:  
32" W x 19<sup>1</sup>/<sub>2</sub>" D x 27<sup>3</sup>/<sub>4</sub>" H*

*Bottom Opening Size:  
32" W x 19<sup>1</sup>/<sub>2</sub>" D x 20<sup>1</sup>/<sub>2</sub>" H*

**2-Piece Chifforobe Entertainment**

**Shown in Cherry with Laura's Cherry Finish**

*MD872CH 14 Drawers . 4 Doors . 3 Adjustable Shelves  
72" W x 23" D x 68" H*



**Bed Steps**

**Shown in Cherry with Laura's Cherry Finish**

*MD830BS . 19" W x 15" D x 16" H*

**Anti-Tip  
Hardware**  
*included in  
Case Goods*



**Standard Features:**

- » Lifetime Customer Warranty
- » Dovetailed Corners on Drawer Boxes
- » 1/2" Drawer Bottoms
- » Solid Wood Side Panels
- » Same Wood Species on Drawer Box as Case Good
- » Beveled Glass on Mirror
- » Each Piece Signed and Dated by Craftsmen

**Dressing Bench  
w/ Cushion Top**  
Shown in Cherry with Laura's Cherry Finish  
MD890BE . 20" W x 13" D x 19" H  
*Fabric 14122 Canvas*



**Vanity  
w/ 2 Felt Lined Hidden Drawers**  
Shown in Cherry with Laura's Cherry Finish  
MD854VA 8 Drawers  
54" W x 17" D x 36" H  
28" H to Knee Hole Top

**Tri Mirror**  
MD842MR 1" Bevel Mirror . 51" W x 45" H

**Anti-Tip  
Hardware**  
*included in  
Case Goods*

**Standard Features:**

- » Lifetime Customer Warranty
- » Dovetailed Corners on Drawer Boxes
- » ½" Drawer Bottoms
- » Solid Wood Side Panels
- » Same Wood Species on Drawer Box as Case Good
- » Beveled Glass on Mirror
- » Each Piece Signed and Dated by Craftsmen







**Nightstand**  
**w/ 1 Felt Lined Hidden Drawer**  
Shown in Cherry with Laura's Cherry Finish  
*MD824NS 3 Drawers . 24" W x 20" D x 28" H*



**Gotham Pull**



**Nightstand**  
**w/ 1 Felt Lined Hidden Drawer**  
Shown in Cherry with Laura's Cherry Finish  
*MD828NS 4 Drawers . 28" W x 20" D x 31" H*



**Blanket Chest**  
Shown in Cherry with Laura's Cherry Finish  
*MD849BC . 49" W x 22" D x 20" H*  
*Features Aromatic Cedar Bottom*

Anti-Slam Hinge →



**Shown Open**



Shown in Rustic Cherry with Natural Hand-Rubbed Oil Finish





# Lynnwood

COLLECTION

Without resources, there is no life. One who studies creation finds it obvious that the resources and the place we dwell were created first. Then God breathed into existence human life, born in His own image. Properly respecting our resources is a passion here at Millcraft. The way we handle these profitable resources, the way we respect each other and the way we worship our Creator God, will make or break our world. Developing the Lynnwood Collection and the natural hand-rubbed finish has been a rewarding experience.

Lynnwood lends itself to more than just nature; it provides a balanced experience in your bedroom. This collection is clean and congenial. In a world of clamor and disarray that is turning into ill-consumption and waste, we purposed to develop a bedroom suite with refreshing spareness, usefulness and longevity.

Make this one yours and enjoy years of satisfying employment that only the Lynnwood Collection accomplishes.



**Platform Bed**

Shown in Rustic Cherry with Natural Hand-Rubbed Oil Finish  
Shown with 12" Mattress only

**Full** MB145FL 57" W x 81" L  
Headboard 53" H . Footboard 19" H

**Queen** MB146QN 63" W x 87" L  
Headboard 53" H . Footboard 19" H

**King** MB147KG 79" W x 87" L  
Headboard 53" H . Footboard 19" H

Bed SKU includes: Headboard (HB) -  
Footboard (FB) - Siderails (SR)

Bed rails  
9½" from floor

From floor to top  
of slats (where  
mattress sits) is 11¼"



**Eclipse Bed**

Shown in Rustic Cherry with Michael's Cherry Finish  
Shown with 16" Mattress and Box Springs Combination

**Full** MB115FL 58" W x 80" L  
Headboard 44" H . Footboard 25" H

**Queen** MB116QN 61" W x 86" L  
Headboard 44" H . Footboard 25" H

**King** MB117KG 80" W x 86" L  
Headboard 47" H . Footboard 25" H

Bed SKU includes: Headboard (HB) -  
Footboard (FB) - Siderails (SR)

Bed rails  
9½" from floor

From floor to top  
of slats (where  
mattress sits) is 11¼"

**Standard Features:**

- » 6" wide solid hardwood side rails
- » Slat ends are secured to side rails to ensure stability
- » King and Queen size beds have center legs for additional mattress support

**Options:**

- » Twin – Same price as Full
- » California King – Same price as King. Sku included in Price list.



# UNDERBED STORAGE

## UNITS

### Platform Bed w/ Drawer Units Raised 6"

Shown in Rustic Cherry with Natural Hand-Rubbed Oil Finish

**Full** MB191FL 57" W x 81" L  
Headboard 53" H . Footboard 19" H

**Queen** MB192QN 63" W x 87" L  
Headboard 53" H . Footboard 19" H

**King** MB193KG 79" W x 87" L  
Headboard 53" H . Footboard 19" H

Bed SKU includes: Headboard (HB) -  
Footboard (FB) - Left Drawer Unit (DU) - Right  
Drawer Unit (DU) - Plywood (PLY)



From floor to top of platform (where mattress sits) is 17 1/4"

Bed rails 6" from floor



From floor to top of platform (where mattress sits) is 11 1/4"

### Platform Bed w/ Drawers To The Floor

Shown in Rustic Cherry with Natural Hand-Rubbed Oil Finish

**Full** MB175FL 57" W x 81" L  
Headboard 53" H . Footboard 19" H

**Queen** MB176QN 63" W x 87" L  
Headboard 53" H . Footboard 19" H

**King** MB177KG 79" W x 87" L  
Headboard 53" H . Footboard 19" H

Bed SKU includes: Headboard (HB) -  
Footboard (FB) - Left Drawer Unit (DU) -  
Right Drawer Unit (DU) - Plywood (PLY)

### Standard Storage Features:




- » solid hardwood
- » inside dimensions of drawers: 7" H x 20 5/8" W x 19 3/4" D

- » No box springs required.
- » Three sets of drawers on each side of a King, Queen or Full bed.
- » Twin beds have drawers on one side. When ordering specify which side.

### STANDARD HARDWARE



Tacoma Knob



Tacoma Pull



**High Dresser**

Shown in Rustic Cherry with Natural Hand-Rubbed Oil Finish

*MB166DR 9 Drawers . 66" W x 21" D x 48" H*

**Mirror**

*MB152MR 1" Bevel Mirror . 50" W x 33" H*

**Low Dresser**

Shown in Rustic Cherry with Michael's Cherry Finish

*MB164DR 7 Drawers . 66" W x 21" D x 38" H*

**Mirror**

*MB150MR 1" Bevel Mirror . 50" W x 42" H*



**Chest of Drawers**

Shown in Rustic Cherry with Michael's Cherry Finish

*MB140CH 6 Drawers . 36" W x 21" D x 57" H*



**STANDARD HARDWARE**



Tacoma Knob



Tacoma Pull



**Shown Open**

*Opening Size:  
33" W x 19½" D x 32" H*

**Armoire**

**Shown in Rustic Cherry with Natural Hand-Rubbed Oil Finish**

*MB141AM 3 Drawers . 2 Doors . 2 Adjustable Shelves  
36" W x 21" D x 74" H*

**Anti-Tip  
Hardware**  
*included in  
Case Goods*

**Standard Features:**

- » Lifetime Customer Warranty
- » Dovetailed Corners on Drawer Boxes
- » ½" Drawer Bottoms
- » Solid Wood Side Panels
- » Same Wood Species on Drawer Box as Case Good
- » Beveled Glass on Mirror
- » Each Piece Signed and Dated by Craftsmen





**Lingerie Chest**

Shown in Rustic Cherry with Natural Hand-Rubbed Oil Finish

*MB135LC 6 Drawers . 26" W x 18" D x 56" H*



**Nightstand**

Shown in Rustic Cherry with Michael's Cherry Finish

*MB120NS 1 Drawer . 18" W x 18" D x 28" H*



**Nightstand**

Shown in Rustic Cherry with Natural Hand-Rubbed Oil Finish

*MB124NS 2 Drawers . 24" W x 18" D x 29" H*



**STANDARD HARDWARE**



Tacoma Knob



Tacoma Pull



**Sideboard**

Shown in Rustic Cherry with Michael's Cherry Finish

MB160SB 3 Drawers, 3 Doors

60" W x 18" D x 42" H



**Small Chest**

Shown in Rustic Cherry with Natural Hand-Rubbed Oil Finish

MB134SC 4 Drawers, 36" W x 21" D x 38" H

**Anti-Tip  
Hardware**  
*included in  
Case Goods*



**Standard Features:**

- » Lifetime Customer Warranty
- » Dovetailed Corners on Drawer Boxes
- » ½" Drawer Bottoms
- » Solid Wood Side Panels
- » Same Wood Species on Drawer Box as Case Good
- » Beveled Glass on Mirror
- » Each Piece Signed and Dated by Craftsmen



Shown in Rustic Cherry with Michael's Finish and Black Glaze in Low Sheen





# Mountain Lodge

COLLECTION

Our Mountain Lodge Collection features rustic design that will make you feel like you've escaped to a luxurious mountain cabin. Under a stunning dark stain, this collection showcases the raw beauty of wood from locally sourced renewable timber, creating a cozy atmosphere making you want to curl up with a good book.

*No Upcharge  
for Glaze on  
this Collection*

*LOW Sheen is  
recommended on  
the Mountain Lodge  
Collection*



**Post Bed**

Shown in Rustic Cherry with Michael's Finish and Black Glaze

**Full** MDM91FL 69" W x 89" L  
Headboard 70" H . Footboard 38" H

**Queen** MDM92QN 75" W x 95" L  
Headboard 70" H . Footboard 38" H

**King** MDM93KG 91" W x 95" L  
Headboard 70" H . Footboard 38" H

Bed SKU includes: Headboard (HB) -  
Footboard (FB) - Siderails (SR)

Bed rails  
9½" from floor

From floor to top  
of slats (where  
mattress sits) is 11¼"



**Panel Bed**

Shown in Sap Oak with Aged Centennial Finish and Black Glaze

**Full** MDM71FL 59" W x 81" L  
Headboard 54" H . Footboard 31" H

**Queen** MDM72QN 65" W x 87" L  
Headboard 54" H . Footboard 31" H

**King** MDM73KG 81" W x 87" L  
Headboard 54" H . Footboard 31" H

Bed SKU includes: Headboard (HB) -  
Footboard (FB) - Siderails (SR)

Bed rails  
9½" from floor

From floor to top  
of slats (where  
mattress sits) is 11¼"

**Standard Features:**

- » 6" wide solid hardwood side rails
- » Slat ends are secured to side rails to ensure stability
- » King and Queen size beds have center legs for additional mattress support

**Options:**

- » Twin - Same price as Full
- » California King - Same price as King. Sku included in Price list.



## UNDERBED STORAGE UNITS

### Panel Bed w/ Drawer Units Raised 2"

Shown in Sap Oak with Aged Centennial Finish and Black Glaze

**Full** MDM51FL 59" W x 81" L  
Headboard 54" H . Footboard 16" H

**Queen** MDM52QN 65" W x 87" L  
Headboard 54" H . Footboard 16" H

**King** MDM53KG 81" W x 87" L  
Headboard 54" H . Footboard 16" H

Bed SKU includes: Headboard (HB) -  
Footboard (FB) - Left Drawer Unit (DU) - Right  
Drawer Unit (DU) - Plywood (PLY)



Bed rails 2" from floor

From floor to top of platform (where mattress sits) is 13¼"



From floor to top of platform (where mattress sits) is 11¼"

### Panel Bed w/ Drawers To The Floor

Shown in Sap Oak with Aged Centennial Finish and Black Glaze


**Full** MDM76FL 59" W x 81" L  
Headboard 54" H . Footboard 16" H

**Queen** MDM77QN 65" W x 87" L  
Headboard 54" H . Footboard 16" H

**King** MDM78KG 81" W x 87" L  
Headboard 54" H . Footboard 16" H

Bed SKU includes: Headboard (HB) -  
Footboard (FB) - Left Drawer Unit (DU) -  
Right Drawer Unit (DU) - Plywood (PLY)

### Standard Storage Features:



- » solid hardwood
- » inside dimensions of drawers:  
7" H x 20<sup>5</sup>/<sub>8</sub>" W x 19<sup>3</sup>/<sub>4</sub>" D

- » No box springs required.
- » Three sets of drawers on each side of a King, Queen or Full bed.
- » Twin beds have drawers on one side. When ordering specify which side.

### STANDARD HARDWARE



Teton Pull

## UNDERBED STORAGE

### UNITS

#### Post Bed

#### w/ Drawer Units Raised 6"

Shown in Rustic Cherry with Michael's Finish and Black Glaze

**Full** MDM81FL 69" W x 89" L  
Headboard 70" H . Footboard 38" H

**Queen** MDM82QN 75" W x 95" L  
Headboard 70" H . Footboard 38" H

**King** MDM83KG 91" W x 95" L  
Headboard 70" H . Footboard 38" H

Bed SKU includes: Headboard (HB) -  
Footboard (FB) - Left Drawer Unit (DU) - Right  
Drawer Unit (DU) - Plywood (PLY)



Bed rails 6" from floor

From floor to top of platform (where mattress sits) is 17 1/4"

#### Post Bed w/ Drawers To The Floor

Shown in Rustic Cherry with Michael's Finish and Black Glaze

**Full** MDM96FL 69" W x 89" L  
Headboard 70" H . Footboard 38" H

**Queen** MDM97QN 75" W x 95" L  
Headboard 70" H . Footboard 38" H


**King** MDM98KG 91" W x 95" L  
Headboard 70" H . Footboard 38" H

Bed SKU includes: Headboard (HB) -  
Footboard (FB) - Left Drawer Unit (DU) -  
Right Drawer Unit (DU) - Plywood (PLY)



From floor to top of platform (where mattress sits) is 11 1/4"

#### Standard Storage Features:



- » solid hardwood
- » inside dimensions of drawers:  
7" H x 20 5/8" W x 19 3/4" D

- » No box springs required.
- » Three sets of drawers on each side of a King, Queen or Full bed.
- » Twin beds have drawers on one side. When ordering specify which side.

**No Upcharge  
for Glaze on  
this Collection**

**LOW Sheen is  
recommended on  
the Mountain Lodge  
Collection**

#### Standard Features:

- » 6" wide solid hardwood side rails
- » Slat ends are secured to side rails to ensure stability
- » King and Queen size beds have center legs for additional mattress support

#### Options:

- » Twin – Same price as Full
- » California King – Same price as King. Sku included in Price list.



STANDARD HARDWARE



Teton Pull

**High Dresser**

Shown in Rustic Cherry with Michael's Finish and Black Glaze

MDM66DR 9 Drawers . 66" W x 23" D x 47" H

**Mirror**

MDM52MR 1" Bevel Mirror . 52" W x 31" H



FREE Hidden Jewelry Drawer in Dressers

**Low Dresser**

Shown in Rustic Cherry with Michael's Finish and Black Glaze

MDM64DR 7 Drawers . 66" W x 23" D x 36" H

**Mirror**

MDM50MR 1" Bevel Mirror . 52" W x 42" H

Anti-Tip  
Hardware  
included in  
Case Goods

**Standard Features:**

- » Lifetime Customer Warranty
- » Dovetailed Corners on Drawer Boxes
- » ½" Drawer Bottoms
- » Solid Wood Side Panels
- » Same Wood Species on Drawer Box as Case Good
- » Beveled Glass on Mirror
- » Each Piece Signed and Dated by Craftsmen





**Wardrobe**

Shown in Sap Oak with Aged Centennial Finish and Black Glaze

MDM42WD 2 Doors , 43" W x 26" D x 72" H



Adjustable  
Shelf/Shelves  
Available

SKU: ADJ SHELF  
See Price List  
for pricing

**Shown Open**

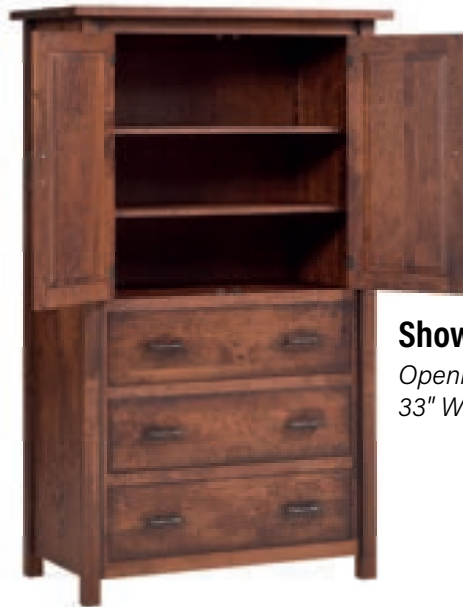
Opening Size:  
33" W x 22½" D x 63½" H



**Armoire**

Shown in Rustic Cherry with Michael's Finish and Black Glaze

MDM41AM 3 Drawers , 2 Doors , 2 Adjustable Shelves



**Shown Open**

Opening Size:  
33" W x 19½" D x 32" H





*No Upcharge  
for Glaze on  
this Collection*

*LOW Sheen is  
recommended on  
the Mountain Lodge  
Collection*

**STANDARD HARDWARE**



**Teton Pull**

**Chest of Drawers**

Shown in Sap Oak with Aged Centennial Finish and Black Glaze

MDM40CH 7 Drawers . 40" W x 23" D x 63" H



**Nightstand**

Shown in Sap Oak with  
Aged Centennial Finish and Black Glaze

MDM27NS 1 Drawer  
28" W x 20" D x 29" H



**Nightstand**

Shown in Sap Oak with  
Aged Centennial Finish and Black Glaze

MDM28NS 1 Drawer . 2 Doors  
28" W x 20" D x 29" H



**Nightstand**

Shown in Rustic Cherry with  
Michael's Finish and Black Glaze

MDM29NS 3 Drawers  
28" W x 20" D x 29" H

**Anti-Tip  
Hardware**  
*included in  
Case Goods*



**Standard Features:**

- » Lifetime Customer Warranty
- » Dovetailed Corners on Drawer Boxes
- » ½" Drawer Bottoms
- » Solid Wood Side Panels
- » Same Wood Species on Drawer Box as Case Good
- » Beveled Glass on Mirror
- » Each Piece Signed and Dated by Craftsmen



Shown in Cherry with Laura's Cherry Finish





# Murphy Wall Bed

COLLECTIONS

We welcome you to the Murphy Wall Bed Collection.

Finally, an introduction to a convenient guest hospitality suite. Our Murphy Wall Bed design is good looking and rock solid. Built with genuine hardwood and exceptional craftsmanship, the Millcraft Murphy beds will hide away and accolade your room with the charm of custom cabinetry, and then in a moment be converted into first class sleeping quarters.

Crafted in twin, full, and queen sizes, and available in Louis Phillipe and Old English Mission styling, the Murphy Wall Bed Collection is always in season and designed to fit your space and taste.



*Contractor  
needed to  
Install*

**Wall Bed (Louis Phillipe)**

Shown in Cherry with Laura's Cherry Finish

**Twin** LP844TW 50" W x 19" D x 87" H  
Open 93" L

**Full** LP845FL 66" W x 19" D x 87" H  
Open 93" L

**Queen** LP846QN 72" W x 19" D x 92" H  
Open 98" L

**Recommended Mattress thickness is 10 inches  
with a Maximum being 12 inches**



Wall Bed with Bookcases



Wall Bed Closed



Wall Bed Opening

**Standard Features:**

- » Heavy Duty Pneumatic Cylinder
- » Solid Hardwood Construction
- » Hardware included to Secure Mattress

**Options:**

- » Twin - Same price as Full





**Bookcase (Right or Left)**  
 Shown in Cherry with Laura's Cherry Finish  
 MF820BC 1 Drawer . 4 Doors  
 30" W x 17" D x 80" H



**Shown Open**  
 Opening Size:  
 23" W x 13½" D x 20¾" H

**STANDARD HARDWARE**



**Gotham Pull**



**Bookshelf Features:**

- » 2 Glass adjustable shelves with plate groove
- » Beveled Glass
- » Recessed Lights
- » 1 Wood adjustable shelf - in MF820BC

**Additional Options:**

*See Price List for pricing*

- » Touch Control Light Switches
- » Full Return trim and Molding ( for stand alone bookcase)

**Bookcase (Right or Left)**  
 Shown in Cherry with Laura's Cherry Finish  
 MF821BC 3 Drawers . 2 Doors  
 30" W x 17" D x 80" H



*Bookcases Together*

**Anti-Tip Hardware**  
 included in Case Goods

**Standard Features:**

- » Lifetime Customer Warranty
- » Dovetailed Corners on Drawer Boxes
- » ½" Drawer Bottoms
- » Solid Wood Side Panels
- » Same Wood Species on Drawer Box as Case Good
- » Each Piece Signed and Dated by Craftsmen





**Bookcase (Right or Left)**

Shown in Cherry with Laura's Cherry Finish

MF818BC 1 Drawer . 2 Doors

23" W x 17" D x 80" H



**Shown Open**

Opening Size:

16" W x 13½" D x 20¾" H

STANDARD HARDWARE



Gotham Pull



**Bookshelf Features:**

- » 2 Glass adjustable shelves with plate groove
- » Beveled Glass
- » Recessed Lights
- » 1 Wood adjustable shelf  
- in MF818BC

**Additional Options:**

See Price List for pricing

- » Touch Control Light Switches
- » Full Return trim and Molding ( for stand alone bookcase)



Bookcases Together

Anti-Tip  
Hardware  
included in  
Case Goods

**Bookcase (Right or Left)**

Shown in Cherry with Laura's Cherry Finish

MF819BC 3 Drawers . 1 Door

23" W x 17" D x 80" H

**Standard Features:**

- » Lifetime Customer Warranty
- » Dovetailed Corners on Drawer Boxes
- » ½" Drawer Bottoms
- » Solid Wood Side Panels
- » Same Wood Species on Drawer Box as Case Good
- » Each Piece Signed and Dated by Craftsmen













STANDARD HARDWARE



Circa Forged Knob



Circa Forged Pull

*Contractor  
needed to  
Install*



**Wall Bed (Old English Mission)**

Shown in Quartersawn White Oak with Michael's Finish

**Twin** OE234TW 48" W x 19" D x 83" H  
Open 93" L

**Full** OE235FL 64" W x 19" D x 83" H  
Open 93" L

**Queen** OE236QN 70" W x 19" D x 88" H  
Open 98" L



Wall Bed with Bookcases



Wall Bed Closed



Wall Bed Opening

**Standard Features:**

- » Heavy Duty Pneumatic Cylinder
- » Solid Hardwood Construction

**Options:**

- » Twin – Same price as Full



**Bookcase (Right or Left)**

Shown in Quartersawn White Oak with Michael's Finish

MF220BC 1 Drawer . 4 Doors

30" W x 17" D x 76" H



**Bookshelf Features:**

- » 2 Glass adjustable shelves with plate groove
- » Beveled Glass
- » Recessed Lights
- » 1 Wood adjustable shelf  
- in MF220BC

**Additional Options:**

*See Price List for pricing*

- » Touch Control Light Switches
- » Full Return trim and Molding ( for stand alone bookcase)

**Shown Open**

*Opening Size:*

25½" W x 14" D x 24½" H



**Bookcase (Right or Left)**

Shown in Quartersawn White Oak with Michael's Finish

MF221BC 3 Drawers . 2 Doors

30" W x 17" D x 76" H



*Bookcases Together*





**Bookcase (Right or Left)**

Shown in Quartersawn White Oak with Michael's Finish

MF218BC 1 Drawer, 2 Doors  
23" W x 17" D x 76" H



**Shown Open**

Opening Size:  
18½" W x 14" D x 24½" H

**STANDARD HARDWARE**



Circa Forged Knob



Circa Forged Pull



**Bookshelf Features:**

- » 2 Glass adjustable shelves with plate groove
- » Beveled Glass
- » Recessed Lights
- » 1 Wood adjustable shelf - in MF218BC

**Additional Options:**

See Price List for pricing

- » Touch Control Light Switches
- » Full Return trim and Molding ( for stand alone bookcase)

**Bookcase (Right or Left)**

Shown in Quartersawn White Oak with Michael's Finish

MF219BC 3 Drawers, 1 Door  
23" W x 17" D x 76" H



Bookcases Together

**Anti-Tip Hardware**  
included in Case Goods

**Standard Features:**

- » Lifetime Customer Warranty
- » Dovetailed Corners on Drawer Boxes
- » ½" Drawer Bottoms
- » Solid Wood Side Panels
- » Same Wood Species on Drawer Box as Case Good
- » Each Piece Signed and Dated by Craftsmen



Shown in Rustic Walnut/Wormy Maple with a Natural Finish





# Oasis

COLLECTION

Spirits are renewed at the oasis. Rest weary bones, find nourishment and peace in the Oasis Collection.

Rich-toned wood is showcased in the Oasis Collection, which combines traditional design with flared feet. Create your own oasis — a place to escape, recharge, refresh, renew.

Only Millcraft can combine desert elements with the wonder of solitude to create a collection this dreamy.



**Slat Bed w/ Low Footboard**

Shown in Rustic Walnut/Wormy Maple with a Natural Finish

**Full** MCP21FL 60" W x 83" L  
Headboard 56" H . Footboard 16" H

**Queen** MCP22QN 66" W x 88" L  
Headboard 56" H . Footboard 16" H

**King** MCP23KG 82" W x 88" L  
Headboard 56" H . Footboard 16" H

Bed SKU includes: Headboard (HB) -  
Footboard (FB) - Siderails (SR)

Bed rails  
9 1/2" from floor

From floor to top  
of slats (where  
mattress sits) is 11 1/4"



**Panel Bed**

Shown in Rustic Walnut/Wormy Maple with a Natural Finish

**Full** MCP55FL 60" W x 83" L  
Headboard 56" H . Footboard 33" H

**Queen** MCP56QN 66" W x 88" L  
Headboard 56" H . Footboard 33" H

**King** MCP57KG 82" W x 88" L  
Headboard 56" H . Footboard 33" H

Bed SKU includes: Headboard (HB) -  
Footboard (FB) - Siderails (SR)

Bed rails  
9 1/2" from floor

From floor to top  
of slats (where  
mattress sits) is 11 1/4"

**Standard Features:**

- » 6" wide solid hardwood side rails
- » Slat ends are secured to side rails to ensure stability
- » King and Queen size beds have center legs for additional mattress support

**Options:**

- » Twin – Same price as Full
- » California King – Same price as King. Sku included in Price list.



**STANDARD HARDWARE**



**Mercer Knob**



**Mercer Pull**

**High Dresser**

Shown in Rustic Walnut/Wormy Maple with a Natural Finish

MCP66DR 8 Drawers . 66" W x 21" D x 47" H

**Mirror**

MCP52MR 1" Bevel Mirror . 48" W x 33" H



**Low Dresser**

Shown in Brown Maple with Onyx Finish

Drawer Fronts: Shown in Tiger Maple with Michael's Finish

MCP62DR 6 Drawers . 62" W x 21" D x 37" H

**Mirror**

MCP50MR 1" Bevel Mirror . 36" W x 43" H

**Anti-Tip  
Hardware**  
*included in  
Case Goods*

**Standard Features:**

- » Lifetime Customer Warranty
- » Dovetailed Corners on Drawer Boxes
- » ½" Drawer Bottoms
- » Solid Wood Side Panels
- » Same Wood Species on Drawer Box as Case Good
- » Beveled Glass on Mirror
- » Each Piece Signed and Dated by Craftsmen



### Lingerie Chest

Shown in Rustic Walnut/Wormy Maple with a Natural Finish

MCP35LC 5 Drawers . 26" W x 21" D x 49" H



### Armoire

Shown in Rustic Walnut/Wormy Maple with a Natural Finish

MCP41AM 3 Drawers . 2 Doors . 2 Adjustable Shelves  
40" W x 21" D x 72" H



### Shown Open

Opening Size:  
32" W x 16½" D x 32" H

Anti-Tip  
Hardware  
included in  
Case Goods

### Standard Features:

- » Lifetime Customer Warranty
- » Dovetailed Corners on Drawer Boxes
- » ½" Drawer Bottoms
- » Solid Wood Side Panels
- » Same Wood Species on Drawer Box as Case Good
- » Beveled Glass on Mirror
- » Each Piece Signed and Dated by Craftsmen





STANDARD HARDWARE



Mercer Knob



Mercer Pull



**Chest of Drawers**

Shown in Rustic Walnut/Wormy Maple with a Natural Finish

MCP40CH 5 Drawers . 38" W x 21" D x 57" H

**Nightstand**

Shown in Rustic Walnut/Wormy Maple with a Natural Finish

MCP26NS 3 Drawers . 26" W x 21" D x 30" H



**Nightstand**

Shown in Rustic Walnut/Wormy Maple with a Natural Finish

MCP25NS 1 Drawer . 26" W x 21" D x 30" H



Shown in Quartersawn White Oak with Michael's Cherry Finish





# Old English Mission

COLLECTION

Coming from a world of change can be challenging and at times wasting. Most things change. Our age changes, our landscape changes, our tastes change, our job changes, our home changes. The very world we live in changes.

You also find that there are some things that change slowly, very slowly. Our faith weathers and strengthens with time; our character develops and refines; our families grow and mature. These changes reward and fulfill our lives.

When it comes to furniture, things change, but then the best things come back. That's what we've found with the Old English Mission Collection. A style that was borne in the olden days when furniture was intended to last generations and sometimes took years to build is here again. A rebuilding of times past, a treasure for tomorrow, and an investment in today. It's good when things change but it's better when good things come back.

Old English Mission is grand in quartersawn white oak, red oak, or cherry and is available in over thirty finishes.



**Slat Mission Bed**

Shown in Oak with Brown Cherry Finish

**Full** OE211FL 64" W x 81" L  
Headboard 54" H . Footboard 37" H

**Queen** OE212QN 71" W x 88" L  
Headboard 54" H . Footboard 37" H

**King** OE213KG 86" w x 88" L  
Headboard 54" H . Footboard 37" H

Bed SKU includes: Headboard (HB) -  
Footboard (FB) - Siderails (SR)

From floor to top  
of slats (where  
mattress sits) is 11¼"

Bed rails  
9½" from floor



**Vintage Mission Bed**

Shown in Quartersawn  
White Oak with  
Michael's Cherry Finish

**Full** OE221FL 58" W x 82" L  
Headboard 49" . Posts 54" H  
Footboard 33" . Posts 38" H

**Queen** OE222QN 65" W x 89" L  
Headboard 49" . Posts 54" H  
Footboard 33" . Posts 38" H

**King** OE223KG 81" W x 89" L  
Headboard 49" . Posts 54" H  
Footboard 33" . Posts 38" H

Bed SKU includes: Headboard (HB) -  
Footboard (FB) - Siderails (SR)

From floor to top  
of slats (where  
mattress sits) is 11¼"

Bed rails  
9½" from floor



Bed Cap Detail

**Standard Features:**

- » 6" wide solid hardwood side rails
- » Slat ends are secured to side rails to ensure stability
- » King and Queen size beds have center legs for additional mattress support

**Options:**

- » Twin - Same price as Full
- » California King - Same price as King. Sku included in Price list.



**Anti-Tip Hardware**  
included in  
Case Goods



**STANDARD HARDWARE**



**Circa Forged Knob**



**Circa Forged Pull**

**66" High Dresser**

Shown in Oak with Brown Cherry Finish

MF266DR 12 Drawers . 66" W x 19" D x 46" H

**Mirror**

MF252MR 1" Bevel Mirror . 56" W x 28" H

**56" Dresser**

Shown in Quartersawn White Oak with Michael's Cherry Finish

MF256DR 7 Drawers . 56" W x 19" D x 33" H

**Mirror**

MF250MR 1" Bevel Mirror . 38" W x 44" H



**72" Dresser**

Shown in Oak with Brown Cherry Finish

MF272DR 12 Drawers . 72" W x 19" D x 37" H

**Mirror**

MF250MR 1" Bevel Mirror . 38" W x 44" H



STANDARD HARDWARE



Circa Forged Knob



Circa Forged Pull



**Armoire**

Shown in Oak with Michael's Finish

MF247AM 3 Drawers . 2 Doors . 2 Adjustable Shelves  
38" W x 19" D x 67" H



**Shown Open**

Opening Size:  
32" W x 17" D x 32" H



**Chest of Drawers with Door**

Shown in Quartersawn White Oak with Michael's Cherry Finish

MF245CH 5 Drawers . 1 Door . 1 Adjustable Shelf  
45" W x 19" D x 57" H



**Shown Open**

Opening Size:  
18" W x 17" D x 29" H

**Anti-Tip  
Hardware**  
*included in  
Case Goods*

**Standard Features:**

- » Lifetime Customer Warranty
- » Dovetailed Corners on Drawer Boxes
- » ½" Drawer Bottoms
- » Solid Wood Side Panels
- » Same Wood Species on Drawer Box as Case Good
- » Beveled Glass on Mirror
- » Each Piece Signed and Dated by Craftsmen





**Grande Door Chest**

Shown in Oak with Michael's Finish

MF249CH

7 Drawers . 3 Doors . 2 Adjustable Shelves  
60" W x 19" D x 49" H



**Shown Open**


Top Opening Size:  
35" W x 17" D x 17" H

Bottom Opening Size:  
17" W x 17" D x 17" H



**Standard Features:**

- » Lifetime Customer Warranty
- » Dovetailed Corners on Drawer Boxes
- » 1/2" Drawer Bottoms
- » Solid Wood Side Panels
- » Same Wood Species on Drawer Box as Case Good
- » Beveled Glass on Mirror
- » Each Piece Signed and Dated by Craftsmen







STANDARD HARDWARE



Circa Forged Knob



Circa Forged Pull

**Chest of Drawers**

Shown in Oak with Michael's Finish

*MF236CH 6 Drawers . 36" W x 19" D x 48" H*

**Lingerie Chest**

Shown in Oak with Michael's Finish

*MF235LC 6 Drawers . 26" W x 19" D x 59" H*



**Nightstand**

Shown in Quartersawn White Oak with Michael's Cherry Finish

*MF226NS 3 Drawers . 26" W x 19" D x 28" H*



Shown in Rustic Cherry with Seely Finish





# Redmond Wellington

COLLECTION

When Rogers and Hammerstein wrote the lyrics to the song, "My Favorite Things," they took a step back in time. "Brown paper packages tied up with strings, these are a few of my favorite things." In an era where glossy floral wrapping paper is status quo, perfection flows from the beauty of antiquity: brown paper packages. By now, woodworking has advanced to the highest level of accuracy and precision. Modern, evenly-spaced lines, hidden fasteners, smooth finishes; all these contribute to the sense of perfection we experience every day. But we wanted more, so we went to the drawing board. Back to the days of brown paper packages.

Redmond Wellington is a fusion of antiquity with modernity. The exposed dovetailed joints, rough-hewn tops, knots, and peg fasteners speak to the beauty of the time when aeroplanes were only found in artists' drawings and in the minds of little boys, and when a doll's dress was the best gift a little girl would hope for at Christmas. But the precision of the manufacturer and the flawless dimensions and proportions are from an era when a bedroom suite can be crafted to last a lifetime. Looking back at perfection: Redmond Wellington Bedroom Collection.



Bed rails  
9½" from floor

From floor to top of slats (where mattress sits) is 11¼"

**Sleigh Bed**


Shown in Rustic Cherry with Michael's Cherry Finish

**Full** MCR85FL 57" W x 86" L  
Headboard 54" H . Footboard 23" H


**Queen** MCR86QN 63" W x 92" L  
Headboard 54" H . Footboard 23" H

**King** MCR87KG 79" w x 92" L  
Headboard 54" H . Footboard 23" H

Bed SKU includes: Headboard (HB) -  
Footboard (FB) - Siderails (SR)



Headboard Detail




Headboard Detail



**Sideboard**

Shown in Rustic Cherry with Seely Finish

MCR60SB 2 Drawers . 3 Doors  
60" W x 20" D x 42" H



Top Detail

**Shown Open**

Opening Size:  
15" W x 16¾" D x 34½" H



# UNDERBED STORAGE

## UNITS

### Panel Bed w/ Drawer Units To The Floor Shown in Rustic Cherry with Seely Finish

**Full** MCR65FL 63" W x 82" L  
Headboard 60" H . Footboard 17" H

**Queen** MCR66QN 69" W x 88" L  
Headboard 60" H . Footboard 17" H

**King** MCR67KG 85" W x 88" L  
Headboard 60" H . Footboard 17" H


Bed SKU includes: Headboard (HB) -  
Footboard (FB) - Left Drawer Unit (DU) -  
Right Drawer Unit (DU) - Plywood (PLY)



From floor to top of platform (where mattress sits) is 11¼"



Shown Open



Headboard Detail

### STANDARD HARDWARE



Stanwood Knob

Stanwood Pull

### Standard Storage Features:



- » solid hardwood
- » inside dimensions of drawers: 7" H x 20⅝" W x 19¾" D

- » No box springs required.
- » Three sets of drawers on each side of a King, Queen or Full bed.
- » Twin beds have drawers on one side. When ordering specify which side.

### Standard Features:

- » 6" wide solid hardwood side rails
- » Slat ends are secured to side rails to ensure stability
- » King and Queen size beds have center legs for additional mattress support

### Options:

- » Twin – Same price as Full
- » California King – Same price as King. Sku included in Price list.




**High Dresser**

Shown in Rustic Cherry with Seely Finish

*MCR66DR 8 Drawers . 66" W x 23" D x 49" H*

**Mirror**

*MCR52MR 1" Bevel Mirror . 52" W x 31" H*



*Top Detail*


**Low Dresser**

Shown in Rustic Cherry with Michael's Cherry Finish

*MCR64DR 6 Drawers . 66" W x 23" D x 39" H*


**Mirror**

*MCR50MR 1" Bevel Mirror . 52" W x 42" H*



*Corner Detail*





Corner Detail

STANDARD HARDWARE



Stanwood Knob

Stanwood Pull



Shown Open

Opening Size:  
32" W x 19½" D x 32" H

**Armoire**

Shown in Rustic Cherry with Michael's Cherry Finish

MCR41AM 3 Drawers . 2 Doors . 2 Adjustable Shelves  
43" W x 23" D x 73" H

**Anti-Tip  
Hardware**  
*included in  
Case Goods*

**Standard Features:**

- » Lifetime Customer Warranty
- » Dovetailed Corners on Drawer Boxes
- » ½" Drawer Bottoms
- » Solid Wood Side Panels
- » Same Wood Species on Drawer Box as Case Good
- » Beveled Glass on Mirror
- » Each Piece Signed and Dated by Craftsmen







### Chest of Drawers

Shown in Rustic Cherry with Seely Finish

MCR40CH 6 Drawers . 40" W x 23" D x 63" H



Top Detail



Corner Detail



### Small Chest of Drawers

Shown in Rustic Cherry with Seely Finish

MCR36CH 4 Drawers . 36" W x 23" D x 45" H



### Standard Features:

- » Lifetime Customer Warranty
- » Dovetailed Corners on Drawer Boxes
- » 1/2" Drawer Bottoms
- » Solid Wood Side Panels
- » Same Wood Species on Drawer Box as Case Good
- » Beveled Glass on Mirror
- » Each Piece Signed and Dated by Craftsmen







STANDARD HARDWARE




Stanwood Knob

Stanwood Pull

**Lingerie Chest**

Shown in Rustic Cherry with Seely Finish

MCR35LC 6 Drawers . 28" W x 20" D x 59" H



Corner Detail

**Nightstand**

Shown in Rustic Cherry with Michael's Cherry Finish


MCR24NS 3 Drawers . 24" W x 20" D x 28" H



**Nightstand**

Shown in Rustic Cherry with Seely Finish

MCR28NS 3 Drawers . 28" W x 20" D x 31" H



Front Detail



Shown in Oak with S-12 Finish






# Sierra Classic

COLLECTION

Timeless, refined, grand. Time stops with the Sierra Classic Collection, a set that showcases the timeless details of a traditional home.

Ornate hardware, bevels, and bowed frames allow the spindles of the bed frames to shine. The fine oak hardwood has been carefully crafted in a classic style that suits the tastes of those with an affection for long-lasting quality.

Class never goes out of style at Millcraft.



Headboard Detail



### Crest Bed


Shown in Oak with Fruitwood Finish

**Full** SC341FL 59" W x 81" L  
Headboard 47" H . Posts 52" H  
Footboard 24" H . Posts 36" H

**Queen** SC342QN 66" W x 88" L  
Headboard 47" H . Posts 52" H  
Footboard 24" H . Posts 36" H

**King** SC343KG 82" W x 88" L  
Headboard 47" H . Posts 52" H  
Footboard 24" H . Posts 36" H

Bed SKU includes: Headboard (HB) -  
Footboard (FB) - Siderails (SR)



Footboard Detail

Bed rails  
9½" from floor

From floor to top  
of slats (where  
mattress sits) is 11¼"



### Double Bow Bed


Shown in Oak with S-12 Finish

**Full** SC331FL 57" W x 80" L  
Headboard 48" H . Footboard 38" H

**Queen** SC332QN 64" W x 87" L  
Headboard 48" H . Footboard 38" H

**King** SC333KG 80" W x 87" L  
Headboard 48" H . Footboard 38" H

Bed SKU includes: Headboard (HB) -  
Footboard (FB) - Siderails (SR)



Footboard Detail

Bed rails  
9½" from floor

From floor to top  
of slats (where  
mattress sits) is 11¼"

### Standard Features:

- » 6" wide solid hardwood side rails
- » Slat ends are secured to side rails to ensure stability
- » King and Queen size beds have center legs for additional mattress support

### Options:

- » Twin – Same price as Full
- » California King – Same price as King. Sku included in Price list.
- » Low Footboard
- » Three Drawer Storage Unit Under Bed





**Mirror**

MF350MR  
33" W x 47" H

**STANDARD HARDWARE**



Midwest Knob



Midwest Pull

**65" Dresser**

Shown in Oak with Fruitwood Finish

MF365DR 7 Drawers . 65" W x 19" D x 34" H

**Tri Mirror**

MF341MR 1" Bevel Mirror . 58" W x 47" H



**56" Dresser**

Shown in Oak with S-12 Finish

MF356DR 7 Drawers . 56" W x 19" D x 33" H

**Mirror**

MF351MR 1" Bevel Mirror . 35" W x 46" H



**Anti-Tip  
Hardware**  
*included in  
Case Goods*

**Standard Features:**

- » Lifetime Customer Warranty
- » Dovetailed Corners on Drawer Boxes
- » ½" Drawer Bottoms
- » Solid Wood Side Panels
- » Same Wood Species on Drawer Box as Case Good
- » Beveled Glass on Mirror
- » Each Piece Signed and Dated by Craftsmen





**Chest of Drawers with Door**

Shown in Oak with S-12 Finish

MF345CH 5 Drawers . 1 Door . 1 Adjustable Shelf

45" W x 19" D x 57" H



**Shown Open**

Opening Size:

18" W x 17" D x 29" H



**Armoire**

Shown in Oak with Fruitwood Finish

MF347AM 3 Drawers . 2 Doors . 2 Adjustable Shelves

38" W x 19" D x 67" H



**Shown Open**

Opening Size:

32" W x 17" D x 32" H





STANDARD HARDWARE



Midwest Knob



Midwest Pull

**Chest of Drawers**

Shown in Oak with Fruitwood Finish

MF336CH 6 Drawers . 36" W x 19" D x 48" H



**Lingerie Chest**

Shown in Oak with Fruitwood Finish

MF335LC 6 Drawers  
26" W x 19" D x 59" H



**Nightstand**

Shown in Oak with Fruitwood Finish

MF326NS 3 Drawers . 26" W x 19" D x 28" H

Anti-Tip  
Hardware  
included in  
Case Goods

**Standard Features:**

- » Lifetime Customer Warranty
- » Dovetailed Corners on Drawer Boxes
- » ½" Drawer Bottoms
- » Solid Wood Side Panels
- » Same Wood Species on Drawer Box as Case Good
- » Beveled Glass on Mirror
- » Each Piece Signed and Dated by Craftsmen





Shown in Rustic Cherry with Michael's Cherry Finish





# Tucson

## COLLECTION

This world, and modern culture in particular, begs us to let go: let go of the heritage that makes us who we are; let go of perfection and introduce efficiency; let go of the past, and be set free to explore the future.

We refuse. A lot can be accomplished with an uncommon dedication to our past, and with the proper fusion of an old-fashioned mindset and modern technology, a phenomenon like a Millcraft Bedroom is created. Take for instance the Tucson Collection. Handsome, even stunning, furniture to compliment a plethora of tastes.

The Tucson collection is a classic in cherry with a Michaels or Autumn Wheat finish.

And furniture that can be in your bedroom is only a phone call away.



**Sleigh Bed**

Shown in Rustic Cherry with Michael's Cherry Finish

**Full** MCQ85FL 57" W x 93" L  
Headboard 56" H . Footboard 33" H

**Queen** MCQ86QN 63" W x 99" L  
Headboard 56" H . Footboard 33" H

**King** MCQ87KG 79" W x 99" L  
Headboard 56" H . Footboard 33" H

Bed SKU includes: Headboard (HB) -  
Footboard (FB) - Siderails (SR)

Bed rails  
9 1/2" from floor

From floor to top  
of slats (where  
mattress sits) is 11 1/4"



**Sleigh Bed w/ Low Footboard**

Shown in Rustic Cherry with Autumn Wheat Finish

**Full** MCQ45FL 57" W x 93" L  
Headboard 56" H . Footboard 16" H

**Queen** MCQ46QN 63" W x 99" L  
Headboard 56" H . Footboard 16" H

**King** MCQ47KG 79" W x 99" L  
Headboard 56" H . Footboard 16" H

Bed SKU includes: Headboard (HB) -  
Footboard (FB) - Siderails (SR)

Bed rails  
9 1/2" from floor

From floor to top  
of slats (where  
mattress sits) is 11 1/4"

**Standard Features:**

- » 6" wide solid hardwood side rails
- » Slat ends are secured to side rails to ensure stability
- » King and Queen size beds have center legs for additional mattress support

**Options:**

- » Twin - Same price as Full
- » California King - Same price as King. Sku included in Price list.



**Fabric Bed**

Shown in Rustic Cherry with Michael's Cherry Finish  
Fabric #14007MALT

**Full** MCQ55FL 57" W x 79" L  
Headboard 55" H . Footboard 16" H

**Queen** MCQ56QN 63" W x 85" L  
Headboard 55" H . Footboard 16" H

**King** MCQ57KG 77" W x 85" L  
Headboard 55" H . Footboard 16" H

Bed SKU includes: Headboard (HB) -  
Footboard (FB) - Siderails (SR)



From floor to top  
of slats (where  
mattress sits) is 11¼"

Bed rails  
9½" from floor



**STANDARD HARDWARE**



Sedona Pull

**Chest of Drawers**

Shown in Rustic Cherry with Autumn Wheat Finish  
MCQ40CH 5 Drawers . 38" W x 19" D x 59" H

**Anti-Tip  
Hardware**  
*included in  
Case Goods*

**Standard Features:**

- » Lifetime Customer Warranty
- » Dovetailed Corners on Drawer Boxes
- » ½" Drawer Bottoms
- » Solid Wood Side Panels
- » Same Wood Species on Drawer Box as Case Good
- » Beveled Glass on Mirror
- » Each Piece Signed and Dated by Craftsmen



**High Dresser**

Shown in Rustic Cherry with Autumn Wheat Finish

MCQ66DR 8 Drawers . 62" W x 19" D x 48" H

**Mirror**

MCQ52MR 1" Bevel Mirror . 48" W x 36" H

**Anti-Tip  
Hardware**  
*included in  
Case Goods*



**Low Dresser**

Shown in Rustic Cherry with Michael's Cherry Finish

MCQ62DR 6 Drawers . 62" W x 19" D x 36" H

**Mirror**

MCQ50MR 1" Bevel Mirror . 48" W x 48" H

**Standard Features:**

- » Lifetime Customer Warranty
- » Dovetailed Corners on Drawer Boxes
- » ½" Drawer Bottoms
- » Solid Wood Side Panels
- » Same Wood Species on Drawer Box as Case Good
- » Beveled Glass on Mirror
- » Each Piece Signed and Dated by Craftsmen





STANDARD HARDWARE




Sedona Pull



**Wardrobe**

Shown in Rustic Cherry with Michael's Cherry Finish

MCQ42WD 2 Doors . 39" W x 25" D x 75" H



**Adjustable Shelf/Shelves Available**  
 SKU: ADJ SHELF  
 See Price List for pricing

**Shown Open**

Opening Size:  
 32" W x 23" D x 59" H

**Nightstand**

Shown in Rustic Cherry with Autumn Wheat Finish

MCQ26NS 3 Drawers . 26" W x 19" D x 30" H



**Nightstand**

Shown in Rustic Cherry with Michael's Cherry Finish

MCQ25NS 1 Drawer . 26" W x 19" D x 30" H



Shown in Brown Maple with Laura's Cherry Finish





# Versailles

COLLECTION

Splendor, opulence, and history echo from every corner of Versailles. Turn your bedroom into a royal chateau with the Versailles Collection, which breathes the elegance of a historic French estate.

With stately edges, a slightly modern design, and clean, traditional lines, the Versailles Collection adds warmth and regality to a room.

Luxury and timeless class can be yours now when you shop Millcraft.

**Panel Bed**

Shown in Brown Maple with Laura's Cherry Finish

**Full** MBV45FL 64" W x 83" L  
Headboard 56" H . Footboard 30" H

**Queen** MBV46QN 71" W x 90" L  
Headboard 56" H . Footboard 30" H

**King** MBV47KG 87" W x 90" L  
Headboard 56" H . Footboard 30" H

Bed SKU includes: Headboard (HB) -  
Footboard (FB) - Siderails (SR)



Headboard Detail

**Panel Bed w/ Short Footboard**


Shown in Brown Maple with Laura's Cherry Finish

**Full** MBV51FL 64" W x 83" L  
Headboard 56" H . Footboard 20" H

**Queen** MBV52QN 71" W x 90" L  
Headboard 56" H . Footboard 20" H

**King** MBV53KG 87" W x 90" L  
Headboard 56" H . Footboard 20" H

Bed SKU includes: Headboard (HB) -  
Footboard (FB) - Siderails (SR)



Leg Detail

**Euro Bed**

Shown in Brown Maple with Rich Cherry Finish

**Full** MBV25FL 62" W x 82" L  
Headboard 49" H . Footboard 20" H

**Queen** MBV26QN 69" W x 89" L  
Headboard 49" H . Footboard 20" H

**King** MBV27KG 84" W x 89" L  
Headboard 49" H . Footboard 20" H

Bed SKU includes: Headboard (HB) -  
Footboard (FB) - Siderails (SR)





## UNDERBED STORAGE

### UNITS

#### Panel Bed w/ Drawer Units Raised 2"

Shown in Brown Maple with Laura's Cherry Finish

**Full** MBV91FL 64" W x 83" L  
Headboard 56" H . Footboard 30" H

**Queen** MBV92QN 71" W x 90" L  
Headboard 56" H . Footboard 30" H

**King** MBV93KG 87" W x 90" L  
Headboard 56" H . Footboard 30" H

Bed SKU includes: Headboard (HB) -  
Footboard (FB) - Left Drawer Unit (DU) -  
Right Drawer Unit (DU) - Plywood (PLY)



From floor to  
top of platform  
(where mattress  
sits) is 13 1/4"

Bed rails 2" from floor



From floor  
to top of platform  
(where mattress  
sits) is 11 1/4"

#### Panel Bed w/ Drawer Units To The Floor

Shown in Brown Maple with Laura's Cherry Finish

**Full** MBV55FL 64" W x 83" L  
Headboard 56" H . Footboard 30" H

**Queen** MBV56QN 71" W x 90" L  
Headboard 56" H . Footboard 30" H

**King** MBV57KG 87" W x 90" L  
Headboard 56" H . Footboard 30" H

Bed SKU includes: Headboard (HB) -  
Footboard (FB) - Left Drawer Unit (DU) -  
Right Drawer Unit (DU) - Plywood (PLY)

#### Standard Storage Features:



- » solid hardwood
- » inside dimensions of drawers:  
7" H x 20 5/8" W x 19 3/4" D

- » No box springs required.
- » Three sets of drawers on each side of a King, Queen or Full bed.
- » Twin beds have drawers on one side. When ordering specify which side.

#### Standard Features:

- » 6" wide solid hardwood side rails
- » Slat ends are secured to side rails to ensure stability
- » King and Queen size beds have center legs for additional mattress support

#### Options:

- » Twin – Same price as Full
- » California King – Same price as King. Sku included in Price list.

## UNDERBED STORAGE

### UNITS

#### Panel Bed w/ Short Footboard w/ Drawer Units Raised 2"

Shown in Brown Maple with Laura's Cherry Finish

**Full** MBV75FL 64" W x 83" L  
Headboard 56" H . Footboard 20" H

**Queen** MBV76QN 71" W x 90" L  
Headboard 56" H . Footboard 20" H

**King** MBV77KG 87" W x 90" L  
Headboard 56" H . Footboard 20" H

Bed SKU includes: Headboard (HB) -  
Footboard (FB) - Left Drawer Unit (DU) - Right  
Drawer Unit (DU) - Plywood (PLY)



From floor to  
top of platform  
(where mattress  
sits) is 13 1/4"

Bed rails 2" from floor

#### Panel Bed w/ Short Footboard w/ Drawer Units To The Floor

Shown in Brown Maple with Laura's Cherry Finish

**Full** MBV71FL 64" W x 83" L  
Headboard 56" H . Footboard 20" H

**Queen** MBV72QN 71" W x 90" L  
Headboard 56" H . Footboard 20" H

**King** MBV73KG 87" W x 90" L  
Headboard 56" H . Footboard 20" H

Bed SKU includes: Headboard (HB) -  
Footboard (FB) - Left Drawer Unit (DU) -  
Right Drawer Unit (DU) - Plywood (PLY)



From floor to  
top of platform  
(where mattress  
sits) is 11 1/4"

#### Standard Storage Features:



- » solid hardwood
- » inside dimensions of drawers:  
7" H x 20 5/8" W x 19 3/4" D

- » No box springs required.
- » Three sets of drawers on each side of a King, Queen or Full bed.
- » Twin beds have drawers on one side. When ordering specify which side.

#### Standard Features:

- » 6" wide solid hardwood side rails
- » Slat ends are secured to side rails to ensure stability
- » King and Queen size beds have center legs for additional mattress support

#### Options:

- » Twin - Same price as Full
- » California King - Same price as King. Sku included in Price list.



**High Dresser**  
**w/ 2 Felt Lined Hidden Drawers**  
 Shown in Brown Maple with Laura's Cherry Finish  
 MBV66DR 10 Drawers . 62" W x 23" D x 49" H

**Mirror**  
 MBV52MR 1" Bevel Mirror . 48" W x 32" H



Hidden Jewelry Drawers

STANDARD HARDWARE



Gotham Pull

Trim detail is 3½"



Trim detail is 3½"



**Low Dresser**  
**w/ 2 Felt Lined Hidden Drawers**  
 Shown in Rustic Cherry with Michael's Cherry Finish  
 MBV64DR 8 Drawers . 62" W x 23" D x 39" H

**Mirror**  
 MBV50MR 1" Bevel Mirror . 48" W x 41" H

**Anti-Tip  
 Hardware**  
*included in  
 Case Goods*

**Standard Features:**

- » Lifetime Customer Warranty
- » Dovetailed Corners on Drawer Boxes
- » ½" Drawer Bottoms
- » Solid Wood Side Panels
- » Same Wood Species on Drawer Box as Case Good
- » Beveled Glass on Mirror
- » Each Piece Signed and Dated by Craftsmen



Trim detail is 3½"



### Armoire

Shown in Brown Maple with Rich Cherry Finish

MBV41AM . 41" W x 23" D x 70" H



### Shown Open

Opening Size:  
32" W x 19½" D x 32" H

**Anti-Tip  
Hardware**  
*included in  
Case Goods*

### Standard Features:

- » Lifetime Customer Warranty
- » Dovetailed Corners on Drawer Boxes
- » ½" Drawer Bottoms
- » Solid Wood Side Panels
- » Same Wood Species on Drawer Box as Case Good
- » Beveled Glass on Mirror
- » Each Piece Signed and Dated by Craftsmen







STANDARD HARDWARE



Gotham Pull

**Lingerie Chest  
w/ 1 Felt Lined Hidden Drawer**  
Shown in Brown Maple with Mission Maple Finish  
MBV35LC 6 Drawers . 28" W x 20" D x 58" H

Trim detail is 3 1/2"



**Nightstand  
w/ 1 Felt Lined Hidden Drawer**  
Shown in Brown Maple with Laura's Cherry Finish  
MBV26NS 3 Drawers . 26" W x 20" D x 30" H

Trim detail is 3 1/2"



**Nightstand  
w/ 1 Felt Lined Hidden Drawer**  
Shown in Brown Maple with Laura's Cherry Finish  
MBV25NS 2 Drawers . 26" W x 20" D x 30" H

**STANDARD HARDWARE**



**Gotham Pull**

Trim detail is 3½"



**Chest of Drawers  
w/ 1 Felt Lined Hidden Drawer**  
Shown in Brown Maple with Mission Maple Finish  
MBV40CH 5 Drawers . 38" W x 23" D x 54" H

Trim detail is 3½"



**Chest of Drawers w/ VCR Shelf  
w/ 1 Felt Lined Hidden Drawer**  
Shown in Rustic Cherry with Michael's Cherry Finish  
MBV39CH 4 Drawers . 38" W x 23" D x 54" H

**Anti-Tip  
Hardware**  
*included in  
Case Goods*

**Standard Features:**

- » Lifetime Customer Warranty
- » Dovetailed Corners on Drawer Boxes
- » ½" Drawer Bottoms
- » Solid Wood Side Panels
- » Same Wood Species on Drawer Box as Case Good
- » Beveled Glass on Mirror
- » Each Piece Signed and Dated by Craftsmen





Trim detail is 3½"



**Sideboard**  
**w/ 2 Felt Lined Hidden Drawers**  
Shown in Brown Maple with Mission Maple Finish  
MBV60SB 4 Drawers , 3 Doors  
60" W x 20" D x 42" H



**Shown Open**

Trim detail is 3½"



**Blanket Chest**  
Shown in Brown Maple with Mission Maple Finish  
MBV49BC Aromatic Cedar Bottom  
49" W x 22" D x 20" H



← Anti-Slam Hinge

**Shown Open**



Shown in Cherry with Acres Finish





# Victoria's Tradition

COLLECTION

At Millcraft we've found that traditions are powerful. There are family traditions that set the stage for healthy relationships, traditions that bring security and predictability to the order of our lives, and traditions that reach across time to connect us with yesterday and tomorrow. Traditions make a difference. In our community, traditions are honored and revered, and have been for years. Simplicity and value are expected and inherent in those around us. Everyone has traditions. Some are good, very good. Everytime we experience them we are inspired, inspired to have and to do more good.

Victoria's Tradition has been and continues to be a classic. Extra-wide, double-bevel, raised panel styling with cathedral arches display a wealth of beauty and the precision of our craftsmanship. Dental molding coupled with fluted columns on the poster bed are final touches that make Victoria's Tradition complete.

**Pilaster Bed**

Shown in Cherry with Acres Finish

**Full** MD745FL 58" W x 83" L  
Headboard 56" H . Footboard 28" H  
Posts 81"

**Queen** MD746QN 65" W x 88" L  
Headboard 56" H . Footboard 28" H  
Posts 81"

**King** MD747KG 81" W x 88" L  
Headboard 56" H . Footboard 28" H  
Posts 81"


Bed SKU includes: Headboard (HB) -  
Footboard (FB) - Siderails (SR)

**Canopy Available**  
See Pricelist  
SKU: CANOPY




From floor to top of slats (where mattress sits) is 11¼"

Bed rails 9½" from floor



Headboard Detail



Post Detail

**Cannonball Bed**

Shown in Cherry with S-14 Finish

**Full** MD775FL 58 W x 83 L  
Headboard 56 H . Posts 60 H  
Footboard 28 H . Posts 40 H

**Queen** MD776QN 65 W x 88 L  
Headboard 56 H . Posts 60 H  
Footboard 28 H . Posts 40 H

**King** MD777KG 81 W x 88 L  
Headboard 56 H . Posts 60 H  
Footboard 28 H . Posts 40 H

Bed SKU includes: Headboard (HB) -  
Footboard (FB) - Siderails (SR)



From floor to top of slats (where mattress sits) is 11¼"

Bed rails 9½" from floor

**Standard Features:**

- » 6" wide solid hardwood side rails
- » Slat ends are secured to side rails to ensure stability
- » King and Queen size beds have center legs for additional mattress support

**Options:**

- » Twin - Same price as Full
- » California King - Same price as King. Sku included in Price list.





Headboard Detail



Footboard Detail

**Sleigh Bed**

Shown in Cherry with S-14 Finish

**Full** MD735FL 57" W x 88" L  
Headboard 52" H. Footboard 23" H

**Queen** MD736QN 63" W x 94" L  
Headboard 52" H. Footboard 23" H

**King** MD737KG 79" W x 94" L  
Headboard 52" H. Footboard 23" H

Bed SKU includes: Headboard (HB) -  
Footboard (FB) - Left Drawer Unit (DU) - Right  
Drawer Unit (DU) - Plywood (PLY)



Bed rails  
9½" from floor

From floor to top  
of slats (where  
mattress sits) is 11¼"

**STANDARD HARDWARE**



Traditional Knob



Traditional Pull

**Chest of Drawers**

Shown in Cherry with Acres Finish

MD736CH 6 Drawers . 36" W x 19" D x 49½" H



**Anti-Tip  
Hardware**  
included in  
Case Goods



**Standard Features:**

- » Lifetime Customer Warranty
- » Dovetailed Corners on Drawer Boxes
- » ½" Drawer Bottoms
- » Solid Wood Side Panels
- » Same Wood Species on Drawer Box as Case Good
- » Beveled Glass on Mirror
- » Each Piece Signed and Dated by Craftsmen



**72" Dresser**

Shown in Cherry with Acres Finish

MD772DR 7 Drawers . 2 Doors

72" W x 19" D x 37" H

**Tri-Mirror**

MD740MR 1" Bevel Mirror . 57" W x 51" H



Shown Open



**65" Dresser**

Shown in Cherry with S-14 Finish

MD765DR 7 Drawers . 65" W x 19" D x 34" H

**Mirror**

MD751MR 1" Bevel Mirror . 35" W x 51" H



**Tri-Mirror**

MD741MR 1" Bevel Mirror

57" W x 51" H





**Mirror**

MD750MR 1" Bevel Mirror  
35" W x 51" H

**56" Dresser**

Shown in Cherry with S-14 Finish

MD756DR 7 Drawers . 56" W x 19" D x 34" H

**Mirror**

MD751MR 1" Bevel Mirror . 35" W x 51" H



**2-Piece Chest on Chest**

Shown in Cherry with S-14 Finish

MD727CC 8 Drawers . 40" W x 19" D x 61" H

**STANDARD HARDWARE**



Traditional Knob



Traditional Pull

**Anti-Tip  
Hardware**  
*included in  
Case Goods*



**Standard Features:**

- » Lifetime Customer Warranty
- » Dovetailed Corners on Drawer Boxes
- » ½" Drawer Bottoms
- » Solid Wood Side Panels
- » Same Wood Species on Drawer Box as Case Good
- » Beveled Glass on Mirror
- » Each Piece Signed and Dated by Craftsmen

### Lingerie Chest

Shown in Cherry with Acres Finish

MD735LC 6 Drawers . 25" W x 19" D x 59" H



### Armoire

Shown in Cherry with Acres Finish

MD747AM 3 Drawers . 2 Doors . 2 Adjustable Shelves  
39" W x 19" D x 68" H



**Shown Open**

Opening Size:  
32" W x 17" D x 32" H

**Anti-Tip  
Hardware**  
*included in  
Case Goods*

### Standard Features:

- » Lifetime Customer Warranty
- » Dovetailed Corners on Drawer Boxes
- » ½" Drawer Bottoms
- » Solid Wood Side Panels
- » Same Wood Species on Drawer Box as Case Good
- » Beveled Glass on Mirror
- » Each Piece Signed and Dated by Craftsmen







**Nightstand**

Shown in Cherry with Acres Finish

MD718NS 2 Drawers . 21" W x 19" D x 25" H



**Nightstand**

Shown in Cherry with Acres Finish

MD713NS 3 Drawers . 24" W x 19" D x 27" H



**Nightstand**

Shown in Cherry with S-14 Finish

MD714NS 1 Drawer . 2 Doors

24" W x 19" D x 27" H



Shown in Cherry with Autumn Wheat Finish





# Vineyard

COLLECTION

Picture the dramatic beauty of exotic South Africa, from the vineyard region of Cape Town to Stellenbosch, to the simple fun-loving people and their laid back lifestyle. This is a place where visitors are welcomed by smiling faces and quickly feel at home, yet know that they are in an excitingly different environment.

The Vineyard Collection draws on that beauty. It is reflected in the simple graceful lines, the curved side panels, warm tones, and ebony inlays—the same wood that formed the dark keys of classic pianos. All this underscores the attention to fine detail. We invite you to sit back and enjoy this unique design and the many pictures of our own area as well.



**Panel Bed**

Shown in Cherry with Autumn Wheat Finish

**Full** MDT55FL 61" W x 82" L  
Headboard 51" H . Footboard 32" H

**Queen** MDT56QN 67" W x 88" L  
Headboard 51" H . Footboard 32" H

**King** MDT57KG 83" W x 88" L  
Headboard 51" H . Footboard 32" H

Bed SKU includes: Headboard (HB) -  
Footboard (FB) - Siderails (SR)

From floor to top  
of slats (where  
mattress sits) is 11 1/4"

Bed rails  
9 1/2" from floor



**Slat Bed**

Shown in Rustic Cherry with Michael's Cherry Finish

**Full** MDT71FL 61" W x 82" L  
Headboard 51" H . Footboard 32" H

**Queen** MDT72QN 67" W x 88" L  
Headboard 51" H . Footboard 32" H

**King** MDT73KG 83" W x 88" L  
Headboard 51" H . Footboard 32" H

Bed SKU includes: Headboard (HB) -  
Footboard (FB) - Siderails (SR)

From floor to top  
of slats (where  
mattress sits) is 11 1/4"

Bed rails  
9 1/2" from floor

**Standard Features:**

- » 6" wide solid hardwood side rails
- » Slat ends are secured to side rails to ensure stability
- » King and Queen size beds have center legs for additional mattress support

**Options:**

- » Twin – Same price as Full
- » California King – Same price as King. Sku included in Price list.



# UNDERBED STORAGE UNITS

**Panel Bed w/  
Drawer Units Raised 2"**  
Shown in Cherry with Autumn Wheat Finish

**Full** MDT91FL 61" W x 82" L  
Headboard 51" H . Footboard 32" H

**Queen** MDT92QN 67" W x 88" L  
Headboard 51" H . Footboard 32" H

**King** MDT93KG 83" W x 88" L  
Headboard 51" H . Footboard 32" H

Bed SKU includes: Headboard (HB) -  
Footboard (FB) - Left Drawer Unit (DU) - Right  
Drawer Unit (DU) - Plywood (PLY)



Bed rails 2" from floor

From floor to top of platform (where mattress sits) is 13¼"



**Lingerie Chest**  
Shown in Cherry with  
Autumn Wheat Finish  
MDT35LC 5 Drawers  
28" W x 20" D x 57" H

GENUINE  
EBONY  
INLAYS

## Standard Storage Features:



- » solid hardwood
- » inside dimensions of drawers:  
7" H x 20<sup>5</sup>/<sub>8</sub>" W x 19<sup>3</sup>/<sub>4</sub>" D

- » No box springs required.
- » Three sets of drawers on each side of a King, Queen or Full bed.
- » Twin beds have drawers on one side. When ordering specify which side.

## STANDARD HARDWARE



Lyndhurst Knob

Anti-Tip  
Hardware  
included in  
Case Goods

## Standard Features:

- » Lifetime Customer Warranty
- » Dovetailed Corners on Drawer Boxes
- » ½" Drawer Bottoms
- » Solid Wood Side Panels
- » Same Wood Species on Drawer Box as Case Good
- » Beveled Glass on Mirror
- » Each Piece Signed and Dated by Craftsmen

STANDARD HARDWARE



Lyndhurst Knob



**High Dresser**

Shown in Cherry with Autumn Wheat Finish

*MDT66DR 10 Drawers . 66" W x 23" D x 50" H*

**Mirror**

*MDT52MR 1" Bevel Mirror . 52" W x 32" H*



**Low Dresser**

Shown in Rustic Cherry with Michael's Cherry Finish

*MDT64DR 8 Drawers . 66" W x 23" D x 38" H*

**Mirror**

*MDT50MR 1" Bevel Mirror . 52" W x 42" H*

**Anti-Tip  
Hardware**  
*included in  
Case Goods*

**Standard Features:**

- » Lifetime Customer Warranty
- » Dovetailed Corners on Drawer Boxes
- » ½" Drawer Bottoms
- » Solid Wood Side Panels
- » Same Wood Species on Drawer Box as Case Good
- » Beveled Glass on Mirror
- » Each Piece Signed and Dated by Craftsmen







**Door Chest**

Shown in Cherry with Autumn Wheat Finish

MDT48DC 8 Drawers . 2 Doors . 4 Adjustable Shelves  
48" W x 23" D x 65" H



GENUINE  
EBONY  
INLAYS



**Armoire**

Shown in Cherry with Autumn Wheat Finish

MDT41AM 3 Drawers . 2 Doors . 2 Adjustable Shelves  
41" W x 23" D x 75" H



**Shown Open**

Opening Size:  
32" W x 19½" D x 32" H



**Entertainment Center**

Shown in Cherry with Autumn Wheat Finish

MDT86TV 3 Doors . 6 Adjustable Shelves  
66" W x 20" D x 32" H



**Shown Open**

Each Door Opening Size:  
18" W x 16" D x 21" H



**Chest of Drawers**

Shown in Rustic Cherry with Michael's Cherry Finish

MDT40CH 5 Drawers  
40" W x 23" D x 50" H



**Chest on Chest**

Shown in Cherry with Autumn Wheat Finish

MDT39CC 6 Drawers  
40" W x 23" D x 61" H





**Nightstand**  
Shown in Cherry with Autumn Wheat Finish  
*MDT28NS 3 Drawers*  
28" W x 20" D x 32" H



**Nightstand**  
Shown in Cherry with Autumn Wheat Finish  
*MDT29NS 1 Drawer . 2 Doors*  
28" W x 20" D x 32" H



**Nightstand**  
Shown in Rustic Cherry with Michael's Cherry Finish  
*MDT24NS 3 Drawers*  
24" W x 20" D x 29" H



**Nightstand**  
Shown in Rustic Cherry with Michael's Cherry Finish  
*MDT25NS 1 Drawer . 1 Door*  
24" W x 20" D x 29" H



**Standard Features:**

- » Lifetime Customer Warranty
- » Dovetailed Corners on Drawer Boxes
- » ½" Drawer Bottoms
- » Solid Wood Side Panels
- » Same Wood Species on Drawer Box as Case Good
- » Beveled Glass on Mirror
- » Each Piece Signed and Dated by Craftsmen



Shown in Rustic Cherry with OCS 105 Black Walnut, Low Sheen





# Williamsport

COLLECTION

There's nothing wrong with plain and simple. In fact, there's much to be said for it. The Williamsport Collection features cool, smooth lines and minimalist accents for a design that never detracts from the room it is in. This versatile collection would be right at home in nearly any design style – from coastal to traditional, shaker to farmhouse. It can be anything you need it to be.

STANDARD HARDWARE



**Panel Bed**

Shown in Brown Maple with Barnwood Finish and Black Onyx Accent

**Full** MAW55FL 57" W x 79" L  
Headboard 55" H . Footboard 16" H

**Queen** MAW56QN 63" W x 85" L  
Headboard 55" H . Footboard 16" H

**King** MAW57KG 79" W x 85" L  
Headboard 55" H . Footboard 16" H

Bed SKU includes: Headboard (HB) -  
Footboard (FB) - Siderails (SR)



**Slat Bed**

Shown in Rustic Cherry with Autumn Wheat Finish

**Full** MAW61FL 57" W x 79" L  
Headboard 55" H . Footboard 16" H

**Queen** MAW62QN 63" W x 85" L  
Headboard 55" H . Footboard 16" H

**King** MAW63KG 79" W x 85" L  
Headboard 55" H . Footboard 16" H

Bed SKU includes: Headboard (HB) -  
Footboard (FB) - Siderails (SR)

**Standard Features:**

- » 6" wide solid hardwood side rails
- » Slat ends are secured to side rails to ensure stability
- » King and Queen size beds have center legs for additional mattress support

**Options:**

- » Twin - Same price as Full
- » California King - Same price as King. Sku included in Price list.



# UNDERBED STORAGE

## UNITS

### Panel Bed w/ Drawer Units Raised 6"

Shown in Brown Maple with Barnwood Finish and Black Onyx Accent

**Full** MAW91FL 57" W x 79" L  
Headboard 55" H . Footboard 19½" H

**Queen** MAW92QN 63" W x 85" L  
Headboard 55" H . Footboard 19½" H

**King** MAW93KG 79" W x 85" L  
Headboard 55" H . Footboard 19½" H

Bed SKU includes: Headboard (HB) -  
Footboard (FB) - Left Drawer Unit (DU) - Right  
Drawer Unit (DU) - Plywood (PLY)



From floor to top of platform  
(where mattress sits) is 11¼"

### Panel Bed w/ Drawer Units

Shown in Brown Maple with Barnwood Finish and Black Onyx Accent

**Full** MAW71FL 57" W x 79" L  
Headboard 55" H . Footboard 19½" H

**Queen** MAW72QN 63" W x 85" L  
Headboard 55" H . Footboard 19½" H

**King** MAW73KG 79" W x 85" L  
Headboard 55" H . Footboard 19½" H

Bed SKU includes: Headboard (HB) -  
Footboard (FB) - Left Drawer Unit (DU) -  
Right Drawer Unit (DU) - Plywood (PLY)

### Bookcase Bed w/ Drawer Units

Shown in Rustic Cherry with Autumn Wheat Finish

**Full** MAW31FL 57" W x 91" L  
Headboard 58" H . Footboard 19½" H

**Queen** MAW32QN 63" W x 97" L  
Headboard 58" H . Footboard 19½" H


**King** MAW33KG 79" W x 97" L  
Headboard 58" H . Footboard 19½" H

Bed SKU includes: Headboard (HB) -  
Footboard (FB) - Left Drawer Unit (DU) -  
Right Drawer Unit (DU) - Plywood (PLY)



From floor to top of platform  
(where mattress sits) is 17¼"

### Standard Storage Features:



- » solid hardwood
- » inside dimensions of drawers:  
7" H x 20⅝" W x 19¾" D

- » No box springs required.
- » Three sets of drawers on each side of a King, Queen or Full bed.
- » Twin beds have drawers on one side. When ordering specify which side.



Bed rails  
6" from floor

## UNDERBED STORAGE

### UNITS

#### Slat Bed w/ Drawer Units Raised 6"

Shown in Rustic Cherry with Autumn Wheat Finish

**Full** MAW95FL 57" W x 79" L  
Headboard 55" H . Footboard 19½" H

**Queen** MAW96QN 63" W x 85" L  
Headboard 55" H . Footboard 19½" H

**King** MAW97KG 79" W x 85" L  
Headboard 55" H . Footboard 19½" H

Bed SKU includes: Headboard (HB) -  
Footboard (FB) - Left Drawer Unit (DU) - Right  
Drawer Unit (DU) - Plywood (PLY)



Bed rails 6" from floor

From floor to top of platform (where mattress sits) is 17¼"

#### Slat Bed w/ Drawer Units To The Floor

Shown in Rustic Cherry with Autumn Wheat Finish

**Full** MAW65FL 57" W x 79" L  
Headboard 55" H . Footboard 19½" H

**Queen** MAW66QN 63" W x 85" L  
Headboard 55" H . Footboard 19½" H


**King** MAW67KG 79" W x 85" L  
Headboard 55" H . Footboard 19½" H

Bed SKU includes: Headboard (HB) -  
Footboard (FB) - Left Drawer Unit (DU) -  
Right Drawer Unit (DU) - Plywood (PLY)



From floor to top of platform (where mattress sits) is 11¼"

#### Standard Storage Features:



- » solid hardwood
- » inside dimensions of drawers:  
7" H x 20⅝" W x 19¾" D

- » No box springs required.
- » Three sets of drawers on each side of a King, Queen or Full bed.
- » Twin beds have drawers on one side. When ordering specify which side.

#### Standard Features:

- » 6" wide solid hardwood side rails
- » Slat ends are secured to side rails to ensure stability
- » King and Queen size beds have center legs for additional mattress support

#### Options:

- » Twin – Same price as Full
- » California King – Same price as King. Sku included in Price list.



**STANDARD HARDWARE**



Honey Bronze Odessa Pull



Black Odessa Pull



**Wardrobe w/ Rod & Shoe Shelf**  
 Shown in Rustic Cherry with Autumn Wheat Finish  
 MAW42WD 2 Doors . 39" W x 25" D x 72" H



**Chest of Drawers**  
 Shown in Brown Maple with Barnwood Finish  
 MAW40CH 6 Drawers . 40" W x 19" D x 56" H



**Adjustable Shelf/Shelves Available**  
 SKU: ADJ SHELF  
 See Price List for pricing

**Shown Open**  
 Opening Size:  
 32" W x 23" D x 64" H

**Anti-Tip Hardware included in Case Goods**



**Standard Features:**

- » Lifetime Customer Warranty
- » Dovetailed Corners on Drawer Boxes
- » ½" Drawer Bottoms
- » Solid Wood Side Panels
- » Same Wood Species on Drawer Box as Case Good
- » Beveled Glass on Mirror
- » Each Piece Signed and Dated by Craftsmen



**High Dresser**

Shown in Rustic Cherry with Autumn Wheat Finish  
MAW66DR 8 Drawers . 56" W x 19" D x 46" H

**Mirror**

MAW52MR 1" Bevel Mirror . 44" W x 37" H

**STANDARD HARDWARE**



Honey Bronze Odessa Pull

Black Odessa Pull

**66" Low Dresser**

Shown in Brown Maple with Barnwood Finish  
MAW64DR 8 Drawers . 66" W x 19" D x 36" H

**Mirror**

MAW54MR 1" Bevel Mirror . 44" W x 43" H



**56" Low Dresser**

Shown in Brown Maple with Barnwood Finish  
MAW56DR 6 Drawers . 56" W x 19" D x 36" H

**Mirror**

MAW50MR 1" Bevel Mirror . 38" W x 43" H







**Nightstand**

Shown in Brown Maple with Barnwood Finish and Black Onyx Accent

MAW25NS 1 Drawer, 26" W x 19" D x 29" H



**Nightstand**

Shown in Rustic Cherry with Autumn Wheat Finish

MAW26NS 3 Drawers, 26" W x 19" D x 29" H



**Bench Footboard**

Shown in Rustic Cherry with Black Walnut Finish

**Fabric** 14122 Canvas

**Full** MAW80BEF 59" W x 12" D x 19½" H

**Queen** MAW81BEQ 65" W x 12" D x 19½" H

**King** MAW82BEK 81" W x 12" D x 19½" H

*Bench attaches to the siderails replacing the Footboard*

**Anti-Tip Hardware**  
*included in Case Goods*



**Standard Features:**

- » Lifetime Customer Warranty
- » Dovetailed Corners on Drawer Boxes
- » ½" Drawer Bottoms
- » Solid Wood Side Panels
- » Same Wood Species on Drawer Box as Case Good
- » Beveled Glass on Mirror
- » Each Piece Signed and Dated by Craftsmen

*our work gives you rest*











COPYRIGHT 2024  
MILLCRAFT FURNITURE